



Technical Tubing and Hose

PA Tubing

(P. 3-10)



Fluids: Compressed air, industrial fluids

Materials:

- 2 polyamide grades (semi-rigid and rigid)
- 7 colours

Pressure: 58 bar


Temperature: -40°C to +100°C

O.D. metric: 3 mm to 16 mm

O.D. inch: on request

Fireproof High Resistance PA Tubing

(P. 3-14)



Fluids: compressed air, coolants, lubricants

Materials:

- Polyamide with flame retardant additive
- 5 colours

Pressure: 50 bar

Temperature: -50°C to +100°C

O.D. metric: 4 mm to 12 mm

Anti-Spark PA or PU Tubing, with or without PVC Sheath

(P. 3-16 & 24)



Fluids : compressed air, coolants, industrial fluids

Materials :

- Semi-rigid polyamide with PVC sheath
- Polyurethane ether with PVC sheath
- Single layer polyurethane ether
- 4 colours

Pressure: 36 bar max.

Temperature: -20°C to +80°C

O.D. metric: 4 mm to 14 mm

PU Tubing

(P. 3-18)



Fluids: compressed air and food industry fluids ("crystal")

Materials:

- Polyurethane ester or ether
- Polyurethane food-grade "crystal"
- 7 colours

Pressure: 12 bar

Temperature: -20°C to +70°C

O.D. metric: 3 mm to 16 mm

O.D. inch: on request

Antistatic PU Tubing

(P. 3-22)



Fluids: compressed air

Materials:

- Polyurethane with conductive particles
- Black (10² Ω.m)

Pressure: 10 bar

Temperature: -20°C to +70°C

O.D. metric: 3 mm to 12 mm

PE Tubing

(P. 3-26)



Fluids: many fluids

Materials:

- Low density polyethylene
- 50% reticulated polyethylene, food-grade
- 7 colours

Pressure: 20 bar

Temperature: -40°C to +95°C

O.D. metric: 4 mm to 16 mm

O.D. inch: 1/8" to 1/2"

FEP Tubing

(P. 3-28)



Fluids: many fluids

Materials:

- Fluoropolymer: fluorinated ethylene propylene, food-grade
- Transparent

Pressure: 28 bar

Temperature: -40°C to +150°C

O.D. metric: 4 mm to 12 mm

PFA Tubing

(P. 3-30)



Fluids: many fluids

Materials:

- 3 grades of perfluoroalkoxy
- High purity food-grade, clear
- Standard food-grade, 3 "crystal" colours
- Antistatic (0.2 Ω.m), black

Pressure: 36 bar

Temperature: -196°C to +260°C

O.D. metric: 4 mm to 12 mm

PA Multi-Tubing

(P. 3-32)



Fluids: compressed air, industrial fluids

Materials:

- Semi-rigid polyamide with PVC sheath
- 6 colours

Pressure: 24 bar

Temperature: -40°C to +80°C

O.D. metric: 4 mm to 8 mm

Technical Tubing and Hose

Twin PU Tubing

(P. 3-32)



Fluids: compressed air

Materials:

- Polyurethane ester
- 1 to 2 colours

Pressure: 14 bar

Temperature: -20°C to +70°C

O.D. metric: 4 mm to 8 mm

Recoil PA Tubing

(P. 3-34)



Fluids: compressed air, industrial fluids

Materials:

- Semi-rigid polyamide
- 2 colours
- Recoil tubing with fittings

Pressure: 20 bar

Temperature: -20°C to +80°C

O.D. metric: 6 mm and 8 mm

Recoil PU Tubing

(P. 3-36)



Fluids: compressed air

Materials:

- Polyurethane ester or ether
- 3 colours
- With or without fittings

Pressure: 10 bar

Temperature: -20°C to +70°C

O.D. metric: 4 mm to 12 mm

I.D. inch: 3/8" and 19/32"

Braided PU Recoil Hose

(P. 3-40)



Fluids: compressed air, industrial fluids

Materials:

- Translucent blue polyurethane, reinforced with a polyester braid
- Assembled with threaded fittings

Pressure: 15 bar

Temperature: -40°C to +75°C

I.D. inch: 1/4" and 5/16"

Braided PVC Hose

(P. 3-42)



Fluids: compressed air, non-corrosive or alimentary fluids (translucent PVC)

Materials:

- Polyvinyl chloride with braided polyester
- Translucent (food-grade) or blue (industrial)

Pressure: 15 bar

Temperature: -25°C to +70°C

I.D. metric: 4 mm to 19 mm

Self-Fastening NBR Hose

(P. 3-44)



Fluids: compressed air, coolants

Materials:

- Nitrile butadiene rubber reinforced with a polyamide braid
- 4 colours

Pressure: 16 bar

Temperature: -20°C to +100°C

I.D. inch: 1/4" to 3/4"

Technical Tubing and Hose Range

Flexible Calibrated Tubing

Polyamide Tubing

Semi-Rigid PA



1025P
1100P
2005P
2010P
Page 3-11

Rigid PA



1025L
Page 3-12

Fireproof PA



1100P..R
Page 3-15

Anti-Spark PA with PVC Sheath



1025P..V
1100P..V
Page 3-17

Polyurethane Tubing

PU Ester



1025U
1100U
2003U
2005U
2010U
Page 3-19

PU Ether PU Ether Food-Grade "Crystal"



1025U..R
1100U..R
2003U..R
2005U..R
2010U..R
Page 3-20

Antistatic PU



1025U..A
1100U..A
Page 3-23

PU Ether, Anti-Spark, Single Layer PU Ether, Anti-Spark with PVC Sheath



1025U..V
1100U..V
Page 3-25
1025U..K
1100U..K
Page 3-25

Polyethylene Tubing

Advanced PE



1015Y..F
1030Y..F
1075Y..F
1096Y..F
1098Y..F
1099Y..F
Page 3-27

Low Density PE



1100Y
Page 3-27

Fluoropolymer Tubing

FEP



1005T
1025T
Page 3-29

PFA



1010T..P
1050T..P
1100T..P
Page 3-31

Antistatic PFA



1010T..A
1050T..A
Page 3-31

Calibrated Multi-Tubing

Polyamide Tubing with PVC Sheath

Semi-Rigid PA



1010P..M
1050P..M
Page 3-33

Twin Polyurethane Tubing

Twin PU Ester



1420U
Page 3-33

Technical Tubing and Hose Range

Calibrated Recoil Tubing

Semi-Rigid Polyamide


Assembled with Fittings



1470P
1471P
1472P
Page 3-35

Polyurethane Ester and Ether Tubing

Assembled with Fittings,
Metallic Spring Guard



1470U
1471U
1472U
Page 3-37

Assembled with Fittings,
Plastic Spring Guard



1445U..R
1441U..R
1442U..R
1447U..R
Page 3-38

Coiled without Fittings



1460U
1461U
1462U
Page 3-37

Braided Polyurethane Hose

Assembled with Fittings,
Plastic Spring Guard



1445U..E
1442U..E
1447U..E
Page 3-41

Calibrated Braided Hose

Clear Food-Grade PVC



1025V
1050V
Page 3-43

Blue PVC



1025V..C
1050V..C
Page 3-43

Self-Fastening NBR



1040H
1080H
1100H
Page 3-45

Accessories

0694
Page 3-46



0695
Page 3-46



3000 71 11
Page 3-46



3000 71
Page 3-46



6000 71
Page 3-46



0127
Page 3-47



1827
Page 3-47



Clip
Page 3-47



0697
Page 3-47



Packaging for Technical Tubing and Hose

Tubepack®

- 5 m, 10 m, 25 m and 100 m lengths
- For polyamide, polyurethane, fluoropolymer, polyethylene and anti-spark tubing
- Optimisation of tubing storage
- Immediate identification of the type of tubing
- Integrated winder for easy handling



Drums

- Up to 1000 m long
- For polyamide, polyurethane, fluoropolymer tubing, etc.
- Immediate identification of the tubing for easy handling
- Adapted to workshop reels



Reels

- Up to 100 m
- Supplied with protective plastic film
- For braided tubing, special tubing (e.g. multi-tubing)



Plastic Bags

- Ideal for merchandising
- Promotional tools
- Recoil tubing or tubing cut to the required length



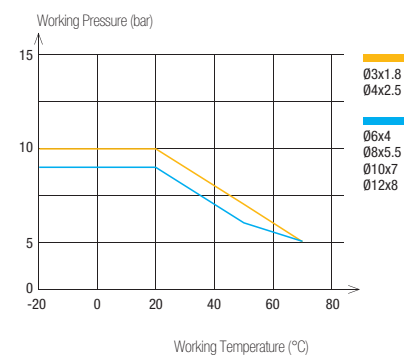
Tube Marking

- Length indicated every metre:
 - time saved when cutting to exact length
 - remaining quantity is immediately identifiable (PA and PU)
- Custom marking upon request (marking, fluid identification, customer part number...)
- Traceability with marking of manufacturing batch



How to Read the Graphs

- In the graphs in this chapter, each curve represents the acceptable maximum pressure at a given temperature, by diameter.
- Technical characteristics of Parker Legris tubing depend on the type of connection used.
- The vacuum capability of all tubing is 755 mm Hg (99% vacuum).



Product Codes of Parker Legris Tubing and Hose

Material

- H** = Self-Fastening NBR
- L** = Rigid Polyamide
- P** = Semi-Rigid Polyamide
- T** = Fluoropolymer
- U** = Polyurethane
- V** = PVC
- Y** = Polyethylene

Type of Tubing

- P..**A** = Antistatic PA
- P..**R** = Fireproof PA
- P..**V** = Anti-Spark PA with PVC Sheath
- T..**A** = Antistatic PFA
- T..**P** = PFA
- U..**A** = Antistatic PU
- U..**K** = Anti-Spark Single Layer PU
- U..**R** = PU Ether
- U..**V** = Anti-Spark PU with PVC Sheath
- Y..**F** = Advanced PE (LIQUIfit®)

2010 P 04 R 00 27

Packaging Code

1 = Tubepack® or LIQUIfit® Drum

Length

015 = 150 m
020 = 20 m
025 = 25 m
030 = 300 m
040 = 40 m
075 = 75 m
080 = 80 m
100 = 100 m

O.D. Code

03 = 3 mm
04 = 4 mm
06 = 6 mm
08 = 8 mm
 .../...
 1/4 = 56 mm
 .../...

Colour

00 = ◯ clear
01 = ● black
02 = ● green
03 = ● red
04 = ● blue
05 = ● yellow
06 = ● grey
07 = ● orange
08 = ◯ crystal clear
09 = ● purple
10 = ◯ white
12 = ● crystal green
13 = ● crystal red
14 = ● crystal blue
17 = ● crystal orange

Special I.D.

18 = 1.8 mm
27 = 2.7 mm
33 = 3.3 mm
75 = 7.5 mm
95 = 9.5 mm

2 = Long Length on Drum

003 = 300 m
005 = 500 m

010 = 1000 m

10 = 10 mm

04 = 4 mm
06 = 6 mm
08 = 8 mm
10 = 10 mm

04 = 4 mm
06 = 6 mm

Tube Cutting to the Required Length

- Upon special request, customised cutting of the semi-rigid tubing (PA, PU, PE, FEP, PFA, ...)
- Cutting length from 30 mm to 14 m (+/- 2 mm precision)
- Marking upon request, in white or red
- Packaging according to customer requirements (bags/boxes/etc, ...)



PA Tubing

Tried-and-tested for industrial or vehicle applications, PA tubing guarantees **excellent durability** due to its stable long-term mechanical properties.

Parker Legris' special grade of semi-rigid polyamide is manufactured according to our **Eco-Design** approach for higher performance.

Product Advantages

Tried-&-Tested Material

- Good chemical and humidity resistance
- Excellent material stability (mechanical and chemical)
- Continuous calibration during production for excellent reliability
- Two material grades: rigid and semi-rigid
- Bio-based semi-rigid material

Versatility & Performance

- Wide range of working pressure and temperature
- Good vibration absorption
- Abrasion-resistant
- Remaining length marking
- Large choice of colours to facilitate circuit identification
- Silicone-free



Applications

- Packaging
- Tooling
- Compressed Air
- Motion Technologies
- Robotics
- Industrial Machinery

Technical Characteristics

| Tubing | Semi-Rigid PA | Rigid PA |
|---------------------|----------------------------------|--|
| Compatible Fluids | Compressed air, other fluids | Compressed air, lubricants, other fluids |
| Working Pressure | Vacuum to 50 bar | Vacuum to 58 bar |
| Working Temperature | -40°C to +100°C | -40°C to +80°C |
| Component Materials | Bio-based polyamide (68 shore D) | Polyamide (65 shore D) |

Regulations

Industrial

DI: 2002/95/EC (RoHS), 2011/65/EC
 DI: 97/23/EC (PED)
 RG: 1907/2006 (REACH)

Transportation

Chemical performance and resistance tested according to
 DIN 74324 -1 / DIN 73378 / ISO 7628

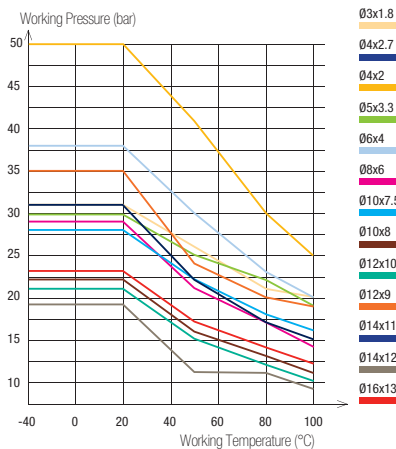
Packaging

Tube pack: 25 m, 100 m
 Drum: 500 m, 1000 m

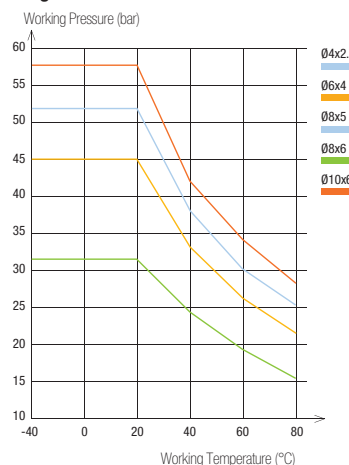
Reliable performance is dependent upon the type of fluid conveyed and fittings being used. Use is guaranteed with a vacuum of 755 mm Hg (99% vacuum).

Performance of PA Tubing

Semi-Rigid



Rigid











| Tube O.D. | Tube O.D. Tolerance |
|------------|---------------------|
| 3 to 5 mm | +0.05 / -0.08 |
| 6 to 16 mm | +0.05 / -0.10 |

Connected to Parker Legris push-in fittings, the calibration of Parker Legris tubing ensures perfect sealing in accordance with NF E49-100.

1025P

Semi-Rigid Polyamide (PA) Tubing

Tubepack® 25 m









| Ø ext. (mm) | Ø int. (mm) |  |  clear |  |  |  |  |  |  | kg |
|-------------|-------------|---|---|---|---|---|--|---|---|-------|
| 3 | 1.8 | 6 | 1025P03 00 18 | | | | 1025P03 04 18 | | | 0.200 |
| 4 | 2 | 10 | 1025P04 00 | 1025P04 01 | 1025P04 02 | 1025P04 03 | 1025P04 04 | 1025P04 05 | 1025P04 06 | 0.318 |
| | 2.7 | 10 | 1025P04 00 27 | 1025P04 01 27 | 1025P04 02 27 | 1025P04 03 27 | 1025P04 04 27 | 1025P04 05 27 | 1025P04 06 27 | 0.254 |
| 5 | 3.3 | 15 | 1025P05 00 33 | 1025P05 01 33 | | | 1025P05 04 33 | | | 0.420 |
| 6 | 4 | 15 | 1025P06 00 | 1025P06 01 | 1025P06 02 | 1025P06 03 | 1025P06 04 | 1025P06 05 | 1025P06 06 | 0.535 |
| 8 | 6 | 25 | 1025P08 00 | 1025P08 01 | 1025P08 02 | 1025P08 03 | 1025P08 04 | 1025P08 05 | 1025P08 06 | 0.748 |
| 10 | 7.5 | 42 | 1025P10 00 75 | 1025P10 01 75 | | | 1025P10 04 75 | | | 1.135 |
| | 8 | 50 | 1025P10 00 | 1025P10 01 | 1025P10 02 | 1025P10 03 | 1025P10 04 | 1025P10 05 | 1025P10 06 | 0.989 |
| 12 | 9 | 47 | 1025P12 00 09 | 1025P12 01 09 | | | 1025P12 04 09 | | | 1.769 |
| | 10 | 90 | 1025P12 00 | 1025P12 01 | | | 1025P12 04 | 1025P12 05 | | 1.345 |
| 14 | 11 | 80 | 1025P14 00 11 | 1025P14 01 11 | | | 1025P14 04 11 | | | 2.226 |
| | 12 | 116 | 1025P14 00 | 1025P14 01 | | | 1025P14 04 | | | 1.734 |
| 16 | 13 | 90 | 1025P16 00 13 | 1025P16 01 13 | 1025P16 02 13 | 1025P16 03 13 | 1025P16 04 13 | | | 2.500 |

Inch version tubing available upon request

1100P

Semi-Rigid Polyamide (PA) Tubing

Tubepack® 100 m









| Ø ext. (mm) | Ø int. (mm) |  |  clear |  |  |  |  |  |  | kg |
|-------------|-------------|--|--|--|--|--|---|--|--|-------|
| 4 | 2 | 10 | 1100P04 00 | 1100P04 01 | 1100P04 02 | 1100P04 03 | 1100P04 04 | 1100P04 05 | 1100P04 06 | 1.152 |
| | 2.7 | 10 | 1100P04 00 27 | 1100P04 01 27 | 1100P04 02 27 | 1100P04 03 27 | 1100P04 04 27 | 1100P04 05 27 | 1100P04 06 27 | 0.893 |
| 5 | 3.3 | 15 | 1100P05 00 33 | 1100P05 01 33 | | | 1100P05 04 33 | | | 1.274 |
| 6 | 4 | 15 | 1100P06 00 | 1100P06 01 | 1100P06 02 | 1100P06 03 | 1100P06 04 | 1100P06 05 | 1100P06 06 | 1.799 |
| 8 | 6 | 25 | 1100P08 00 | 1100P08 01 | 1100P08 02 | 1100P08 03 | 1100P08 04 | 1100P08 05 | 1100P08 06 | 2.898 |
| 10 | 7.5 | 42 | 1100P10 00 75 | 1100P10 01 75 | | | 1100P10 04 75 | | | 4.400 |
| | 8 | 50 | 1100P10 00 | 1100P10 01 | 1100P10 02 | 1100P10 03 | 1100P10 04 | 1100P10 05 | | 3.667 |
| 12 | 9 | 47 | 1100P12 00 09 | 1100P12 01 09 | | | 1100P12 04 09 | | | 5.600 |
| | 10 | 90 | 1100P12 00 | 1100P12 01 | | | 1100P12 04 | | 1100P12 06 | 5.052 |
| 14 | 11 | 80 | 1100P14 00 11 | 1100P14 01 11 | | | 1100P14 04 11 | | | 5.200 |
| | 12 | 116 | 1100P14 00 | 1100P14 01 | | | 1100P14 04 | | | 4.800 |
| 16 | 13 | 90 | 1100P16 00 13 | 1100P16 01 13 | 1100P16 02 13 | 1100P16 03 13 | 1100P16 04 13 | | | 7.800 |

Inch versions: also available

2005P

Semi-Rigid Polyamide (PA) Tubing









Drum 500 m

| Ø ext. (mm) | Ø int. (mm) |  |  clear |  |  |  |  |  |  | kg |
|-------------|-------------|---|---|---|---|---|--|---|---|--------|
| 8 | 6 | 25 | 2005P08 00 | 2005P08 01 | 2005P08 02 | 2005P08 03 | 2005P08 04 | 2005P08 05 | 2005P08 06 | 12.100 |
| 10 | 8 | 50 | 2005P10 00 | 2005P10 01 | 2005P10 02 | 2005P10 03 | 2005P10 04 | 2005P10 05 | | 15.600 |

2010P

Semi-Rigid Polyamide (PA) Tubing

Drum 1000 m

| Ø ext. (mm) | Ø int. (mm) |  |  clear |  |  |  |  |  |  | kg |
|-------------|-------------|---|---|---|---|---|--|---|---|--------|
| 4 | 2.7 | 10 | 2010P04 00 27 | 2010P04 01 27 | 2010P04 02 27 | 2010P04 03 27 | 2010P04 04 27 | 2010P04 05 27 | 2010P04 06 27 | 7.630 |
| 6 | 4 | 15 | 2010P06 00 | 2010P06 01 | 2010P06 02 | 2010P06 03 | 2010P06 04 | 2010P06 05 | 2010P06 06 | 16.600 |

Tube Cutting to the Required Length

- Upon special request, customised cutting of the semi-rigid tubing (PA, PU, PE, FEP, PFA, ...)
- Cutting length from 30 mm to 14 m (+/- 2 mm precision)
- Marking upon request, in white or red
- Packaging according to customer requirements (bags/boxes/etc, ...)





PA Tubing

1025L

Rigid Polyamide (PA) Tubing

Tubepack® 25 m

| Ø ext. (mm) | Ø int. (mm) |  R |  | kg |
|-------------|-------------|---|---|-------|
| 4 | 2.5 | 35 | 1025L04 01 25 | 0.190 |
| 6 | 4 | 45 | 1025L06 01 | 0.400 |
| 8 | 5 | 70 | 1025L08 01 05 | 0.760 |
| | 6 | 65 | 1025L08 01 | 0.760 |
| 10 | 6 | 85 | 1025L10 01 06 | 1.330 |

PA tubing can be connected to various fittings shown throughout this catalogue.

Tubing

Semi-Rigid PA



Rigid PA



Push-In Fittings

[LF 3000®](#) P. 1-4



[LF 3600](#) P. 1-95



[LF 3800/LF 3900](#) P. 1-113



[LF 6100](#) P. 1-107



Compression Fittings

[Brass](#) P. 5-5



[Stainless Steel](#) P. 5-31



[Ferrules](#) P. 5-5





Flexible Calibrated Tubing

Technical Tubing
and Hose

Fireproof High Resistance PA Tubing

This **single layer fireproof** tubing not only combines excellent resistance to pressure, temperature and flame, but also guarantees **non-toxic smoke** resulting from burn-off. This tubing eliminates the need for a stripping tool, thus preventing the risk of tube damage prior to connection.

Product Advantages

Safety for On-Board Railway Equipment

- Designed for on-board equipment
- Excellent flame resistance: self-extinguishing
- Very little smoke generation
- Non-toxic combustion gases
- UV-resistant
- Extremely resistant to high pressure and temperature

Innovative Single-Layer Solution

- Developed for demanding industrial applications
- Excellent spark resistance
- Economical alternative to PA tubing with PVC sheath
- Combines technical advantages of rigid and semi-rigid PA tubing
- 5 colours available
- Flow direction marking
- Silicone-free



Applications

- Railway
- Air Horns
- Industrial Machinery
- Pneumatic Doors
- Step-Units
- Centralised Lubrication
- Welding

Technical Characteristics

| | |
|----------------------------|---|
| Compatible Fluids | Compressed air, lubricants Other fluids: please consult us |
| Working Pressure | Vacuum to 50 bar |
| Working Temperature | -40°C to +100°C |
| Component Materials | Polyamide (63 shore D) |

Regulations

Railway

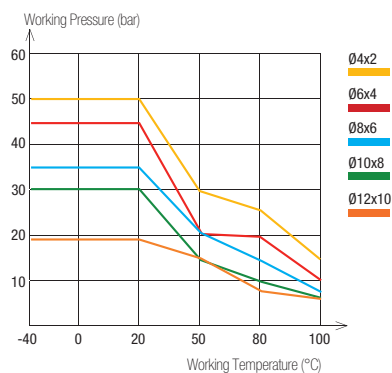
Pr EN 45545-2: HL3, R22, R24, R25
NF F16101: I3 F2,
DIN 5510-2: S4, SR2, ST2
ISO 4892

Industrial

DI: 97/23/EC (PED)
DI: 2002/95/EC (RoHS), 2011/65/EC
RG: 1907/2006/EC (REACH)
UL94 V-0 (Fire resistance)

Reliable performance is dependent upon the type of fluid conveyed and fittings being used. Use is guaranteed with a vacuum of 755 mm Hg (99% vacuum).

Performance of Fireproof High Resistance PA Tubing



| Tube O.D. | Tube O.D. Tolerance |
|------------|---------------------|
| 4 mm | +0.05 / -0.08 |
| 6 to 12 mm | +0.05 / -0.10 |

Packaging

Tubepack*: 100 m





Connected to Parker Legris push-in fittings, the calibration of PA tubing ensures perfect sealing based on NF E49-100.

To calculate burst pressure, the values in this graph should be multiplied by 3.

1100P..R

Fireproof High Resistant Polyamide (PA) Tubing

Tubepack® 100 m

| Ø ext. (mm) | Ø int. (mm) |  |  clear |  |  | kg |
|-------------|-------------|---|---|---|---|-------|
| 4 | 2 | 17 | 1100P04R00 | 1100P04R01 | 1100P04R04 | 1.308 |
| 6 | 4 | 29 | 1100P06R00 | 1100P06R01 | 1100P06R04 | 1.308 |
| 8 | 6 | 40 | 1100P08R00 | 1100P08R01 | 1100P08R04 | 2.122 |
| 10 | 8 | 77 | 1100P10R00 | 1100P10R01 | 1100P10R04 | 2.725 |
| 12 | 10 | 92 | 1100P12R00 | 1100P12R01 | 1100P12R04 | 3.716 |

Other colours available on request with a minimum order quantity: for diameters 4 to 6 mm, 1000 m; for 8 mm, 500 m; for diameters 10 to 12 mm, 300 m.

Flexible Calibrated Tubing

Technical Tubing and Hose

Related Products

Fireproof high resistance tubing can be connected to various fittings presented in Chapters 1 and 5.

Push-In Fittings

[LF 3000®](#)
P. 1-4

[LF 3600](#)
P. 1-95

[LF 3800/LF 3900](#)
P. 1-113

[LF 6100](#)
P. 1-107



Compression Fittings

[Brass](#)
P. 5-5

[Brass Tube Support](#)
P. 5-5



Anti-Spark PA Tubing with PVC Sheath

A range of **flame and spark-resistant** PA tubing with superior resistance to impact and abrasion, improving equipment **durability**, particularly in areas subject to weld spatter.

Product Advantages

Spark Resistance | Flame-retardant PVC jacket protects inner tubing
Non-adhesive jacket facilitates sheath removal
Excellent pressure resistance at high temperature

Robustness & Durability | Highly kink and crush-resistant
Excellent compatibility with coolants
Flow direction marking
Silicone-free



Industrial Machinery
Welding Robots
Cooling
Aggressive Environments

Applications

Technical Characteristics

| | |
|----------------------------|---|
| Compatible Fluids | Hot and cold water, refrigerated fluids, compressed air |
| Working Pressure | 0 to 36 bar |
| Working Temperature | -20°C to +80°C |
| Component Materials | Polyamide & PVC Sheath |

Regulations

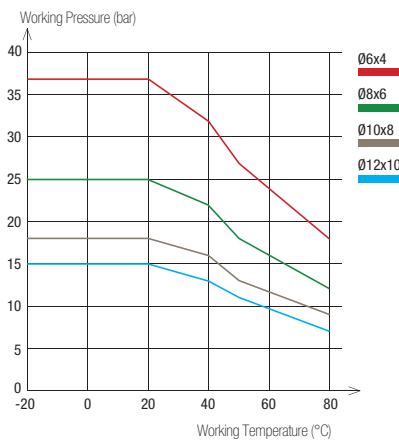
Industrial
DI: 2002/95/EC (RoHS), 2011/65/EC
DI: 97/23/EC (PED)
RG: 1907/2006 (REACH)
UL94 V-0 (Fire resistance)

Packaging

Tube-pack*: 25 m, 100 m

Reliable performance is dependent upon the type of fluid conveyed and fittings being used.

Performance of Anti-Spark PA Tubing with PVC Sheath



To calculate burst pressure, the values in this graph should be multiplied by 3.

| O.D. | Tube O.D. Tolerance | PVC Sheath Thickness |
|--------------------------------|---------------------|----------------------|
| PVC Sheath 8 to 14 mm | +0.10 / -0.10 | 1 mm |
| Inner Tubing 6 to 12 mm | +0.05 / -0.10 | |

Connected to Parker Legris push-in fittings, the calibration of PA tubing ensures perfect sealing based on NF E49-100 (semi-rigid PA inner tubing).





| Tube O.D. | Sheath Removal Length for LF 3600 Push-In Fittings (mm) |
|-----------|---|
| 4 mm | 15± 1 |
| 6 mm | 18± 1 |
| 8 mm | 19± 1 |
| 10 mm | 24± 1 |
| 12 mm | 25± 1 |

For other fitting ranges, please consult us.

1025P..V

Anti-Spark Polyamide (PA) Tubing





Tubepack® 25 m

| Ø ext. (mm) | Ø int. (mm) |  |  |  |  | kg |
|----------------|----------------|---|---|---|---|-------|
| 6 | 4 | 25 | 1025P06V01 | 1025P06V03 | 1025P06V04 | 1,238 |
| 8 | 6 | 30 | 1025P08V01 | 1025P08V03 | 1025P08V04 | 1,693 |
| 10 | 8 | 55 | 1025P10V01 | 1025P10V03 | 1025P10V04 | 2,029 |
| 12 | 10 | 70 | 1025P12V01 | | 1025P12V04 | 2,970 |

1100P..V

Anti-Spark Polyamide (PA) Tubing

Tubepack® 100 m

| Ø ext. (mm) | Ø int. (mm) |  |  |  |  | kg |
|----------------|----------------|---|---|---|---|-------|
| 6 | 4 | 25 | 1100P06V01 | 1100P06V03 | 1100P06V04 | 2,338 |
| 8 | 6 | 30 | 1100P08V01 | 1100P08V03 | 1100P08V04 | 3,767 |
| 10 | 8 | 55 | 1100P10V01 | 1100P10V03 | 1100P10V04 | 4,767 |
| 12 | 10 | 70 | 1100P12V01 | | 1100P12V04 | 6,567 |

6000 71 00

Stripping Tool for Anti-Spark Tubing

Technical polymer, stainless steel



6000 71 00

kg

0.098

**Working Principle**


Stripping Tool 6000 71 00




1. Place tube in stripping tool to adjust the blade height to the tube thickness.



2. Blade height is adjusted using the wheel at the bottom of the handle.



3. Once adjustments have been made, perform a 360° rotation around the tube with the tool.



4. Push down firmly on the metal part of the tool in order to hold tube properly.



5. Move the tool to the end of the tube to create an axial opening of the sheath.



6. The tube is correctly stripped.

PU Tubing

Polyurethane's **3 specific materials** - ether, ester and food-grade "crystal" - offer excellent flexibility and outstanding use in a wide range of applications, allowing for up to **50% space reduction** when compared to semi-rigid PA tubing.

Product Advantages

Excellent Mechanical Properties

- Consistent tensile strength for optimum longevity
- Optimal bend radius
- Good vibration absorption
- Unsurpassed abrasion resistance for a single layer tubing
- UV-resistant
- Superior vacuum capability due to surface hardness
- Remaining length marking
- Silicone-free

3 Material Grades

- PU ester: perfect for pneumatic applications
- PU ether: no water absorption ; superior chemical resistance to PU ester
- PU ether food-grade "crystal":
 - identification of fluids and circuits
 - chemical resistance superior to PU ether
 - improved longevity



Applications

- Food Process
- Robotics
- Cabling
- Pneumatics
- Automation
- In-Plant Automotive
- Rapid Cycles

Technical Characteristics

| | |
|----------------------------|--|
| Compatible Fluids | Compressed air, industrial fluids (depending on the material type) |
| Working Pressure | Vacuum to 12 bar |
| Working Temperature | -20°C to +70°C |
| Component Materials | Polyurethane ester (52 Shore D) Polyurethane ether (52 Shore D) Polyurethane ether food-grade "crystal" (52 Shore D) |

Regulations

Industrial

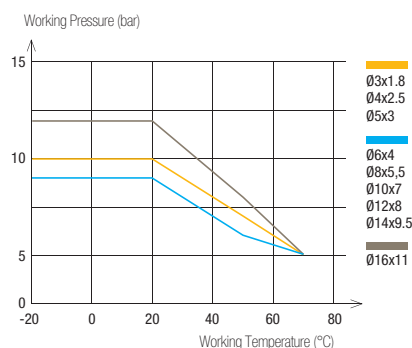
- DI: 2002/95/EC (RoHS), 2011/65/EC
- DI: 97/23/EC (PED)
- RG: 1907/2006 (REACH)

Food (PU ether food-grade "crystal")

- FDA: 21 CFR 177.2600, 178.3297, 176.170, 178.2010
- RG: 1935/2004 EC

Reliable performance is dependent upon the type of fluid conveyed and fittings being used. Use is guaranteed with a vacuum of 755 mm Hg (99% vacuum).

Performance of PU Tubing



| Tube O.D. | Tube O.D. Tolerance |
|-------------|---------------------|
| 3 to 8 mm | +0.10 / -0.10 |
| 10 to 16 mm | +0.15 / -0.15 |

Connected to Parker Legris push-in fittings, the calibration of PU tubing ensures perfect sealing based on NF E49-101.

Packaging








- Tube pack: 25 m, 100 m
- Drum: 300 m, 500 m, 1000 m

To calculate burst pressure, the values in this graph should be multiplied by 3.

1025U

Polyurethane (PU) Ester Tubing

Tubepack® 25 m








| Ø ext. (mm) | Ø int. (mm) |  |  |  |  |  |  |  | kg |
|----------------|----------------|---|---|---|---|--|---|---|-------|
| 3 | 1.8 | 8 | 1025U03 01 18 | | | | | | 0.020 |
| 4 | 2.5 | 10 | 1025U04 01 | 1025U04 02 | 1025U04 03 | 1025U04 04 | 1025U04 05 | 1025U04 06 | 0.310 |
| 5 | 3 | 13 | 1025U05 01 | | | 1025U05 04 | | | 0.522 |
| 6 | 4 | 15 | 1025U06 01 | 1025U06 02 | 1025U06 03 | 1025U06 04 | 1025U06 05 | 1025U06 06 | 0.591 |
| 8 | 5.5 | 20 | 1025U08 01 | 1025U08 02 | 1025U08 03 | 1025U08 04 | 1025U08 05 | 1025U08 06 | 0.971 |
| 10 | 7 | 25 | 1025U10 01 | 1025U10 02 | | 1025U10 04 | 1025U10 05 | 1025U10 06 | 1.467 |
| 12 | 8 | 35 | 1025U12 01 | 1025U12 02 | | 1025U12 04 | 1025U12 05 | 1025U12 06 | 2.406 |
| 14 | 9.5 | 45 | 1025U14 01 95 | | | 1025U14 04 95 | | | 2.815 |
| 16 | 11 | 45 | 1025U16 01 11 | 1025U16 02 11 | 1025U16 03 11 | 1025U16 04 11 | | | 2.815 |

Inch tubing available upon request

1100U

Polyurethane (PU) Ester Tubing

Tubepack® 100 m








| Ø ext. (mm) | Ø int. (mm) |  |  |  |  |  |  |  | kg |
|----------------|----------------|---|---|---|---|--|---|---|--------|
| 4 | 2.5 | 10 | 1100U04 01 | 1100U04 02 | 1100U04 03 | 1100U04 04 | 1100U04 05 | 1100U04 06 | 1.092 |
| 5 | 3 | 13 | 1100U05 01 | | | 1100U05 04 | | | 1.092 |
| 6 | 4 | 15 | 1100U06 01 | 1100U06 02 | 1100U06 03 | 1100U06 04 | 1100U06 05 | 1100U06 06 | 2.064 |
| 8 | 5.5 | 20 | 1100U08 01 | 1100U08 02 | 1100U08 03 | 1100U08 04 | 1100U08 05 | 1100U08 06 | 3.610 |
| 10 | 7 | 25 | 1100U10 01 | | | 1100U10 04 | | | 6.105 |
| 12 | 8 | 35 | 1100U12 01 | | | 1100U12 04 | | | 8.610 |
| 14 | 9.5 | 45 | 1100U14 01 95 | | | 1100U14 04 95 | | | 11.215 |
| 16 | 11 | 45 | 1100U16 01 11 | 1100U16 02 11 | 1100U16 03 11 | 1100U16 04 11 | | | 12.176 |

Inch tubing available upon request

2003U

Polyurethane (PU) Ester Tubing








Drum 300 m

| Ø ext. (mm) | Ø int. (mm) |  |  |  |  |  |  |  | kg |
|----------------|----------------|---|---|---|---|--|---|---|--------|
| 10 | 7 | 25 | 2003U10 01 | 2003U10 02 | 2003U10 03 | 2003U10 04 | 2003U10 05 | 2003U10 06 | 16.600 |

2005U

Polyurethane (PU) Ester Tubing








Drum 500 m

| Ø ext. (mm) | Ø int. (mm) |  |  |  |  |  |  |  | kg |
|----------------|----------------|---|---|---|---|--|---|---|--------|
| 8 | 5.5 | 20 | 2005U08 01 | 2005U08 02 | 2005U08 03 | 2005U08 04 | 2005U08 05 | | 17.100 |

2010U









Polyurethane (PU) Ester Tubing

Drum 1000 m

| Ø ext. (mm) | Ø int. (mm) |  |  |  |  |  |  |  | kg |
|----------------|----------------|---|---|---|---|--|---|---|--------|
| 4 | 2.5 | 12 | 2010U04 01 | 2010U04 02 | 2010U04 03 | 2010U04 04 | 2010U04 05 | 2010U04 06 | 9.840 |
| 6 | 4 | 15 | 2010U06 01 | 2010U06 02 | 2010U06 03 | 2010U06 04 | 2010U06 05 | 2010U06 06 | 20.460 |









1025U..R Polyurethane (PU) Ether Tubing

Tubepack® 25 m

| Ø ext. (mm) | Ø int. (mm) |  |  |  |  |  |  |  |  | kg |
|-------------|-------------|---|---|---|---|--|---|---|---|-------|
| 4 | 2.5 | 12 | 1025U04R01 | 1025U04R04 | 1025U04R08 | 1025U04R12 | 1025U04R13 | 1025U04R14 | 1025U04R17 | 0.310 |
| 5 | 3 | 13 | | | 1025U05R08 | | | | | 0.522 |
| 6 | 4 | 15 | 1025U06R01 | 1025U06R04 | 1025U06R08 | 1025U06R12 | 1025U06R13 | 1025U06R14 | 1025U06R17 | 0.591 |
| 8 | 5.5 | 20 | 1025U08R01 | 1025U08R04 | 1025U08R08 | 1025U08R12 | 1025U08R13 | 1025U08R14 | 1025U08R17 | 0.971 |
| 10 | 7 | 25 | 1025U10R01 | 1025U10R04 | 1025U10R08 | | | 1025U10R14 | | 1.467 |
| 12 | 8 | 35 | 1025U12R01 | 1025U12R04 | 1025U12R08 | | | 1025U12R14 | | 2.406 |
| 14 | 9.5 | 45 | | 1025U14R01 95 | | | | | | 2.421 |
| 16 | 11 | 45 | | | 1025U16R08 11 | | | | | 2.815 |





1100U..R Polyurethane (PU) Ether Tubing

Tubepack® 100 m

| Ø ext. (mm) | Ø int. (mm) |  |  |  |  |  |  |  |  | kg |
|-------------|-------------|---|---|---|---|--|---|---|---|--------|
| 4 | 2.5 | 12 | 1100U04R01 | 1100U04R04 | 1100U04R08 | 1100U04R12 | 1100U04R13 | 1100U04R14 | 1100U04R17 | 1.092 |
| 6 | 4 | 15 | 1100U06R01 | 1100U06R04 | 1100U06R08 | 1100U06R12 | 1100U06R13 | 1100U06R14 | 1100U06R17 | 2.064 |
| 8 | 5.5 | 20 | 1100U08R01 | 1100U08R04 | 1100U08R08 | 1100U08R12 | 1100U08R13 | 1100U08R14 | 1100U08R17 | 3.610 |
| 10 | 7 | 25 | | | 1100U10R08 | | | 1100U10R14 | | 6.109 |
| 12 | 8 | 35 | | | 1100U12R04 | | | | | 8.610 |
| 14 | 9.5 | 45 | | | 1100U14R08 95 | | | | | 11.215 |
| 16 | 11 | 45 | | | 1100U16R08 11 | | | | | 12.176 |





2003U..R Polyurethane (PU) Ether Tubing

Drum 300 m

| Ø ext. (mm) | Ø int. (mm) |  |  |  |  | kg |
|-------------|-------------|---|---|--|---|--------|
| 10 | 7 | 25 | 2003U10R01 | 2003U10R04 | 2003U10R08 | 16.600 |





2005U..R Polyurethane (PU) Ether Tubing

Drum 500 m

| Ø ext. (mm) | Ø int. (mm) |  |  |  |  | kg |
|-------------|-------------|---|---|--|---|--------|
| 8 | 5.5 | 20 | 2005U08R01 | 2005U08R04 | 2005U08R08 | 15.600 |

2010U..R Polyurethane (PU) Ether Tubing

Drum 1000 m

| Ø ext. (mm) | Ø int. (mm) |  |  |  |  | kg |
|-------------|-------------|---|---|--|---|--------|
| 4 | 2.5 | 12 | 2010U04R01 | 2010U04R04 | 2010U04R08 | 8.670 |
| 6 | 4 | 15 | 2010U06R01 | 2010U06R04 | 2010U06R08 | 18.600 |



Flexible Calibrated Tubing

Technical Tubing
and Hose

Antistatic PU Tubing

With a constant **10² Ω.m resistivity** across the entire thickness of the tubing wall, this tubing guarantees **perfect dissipation of accumulated static electricity**, thereby increasing safety.

Product Advantages

Security | Low resistivity throughout the material
 Suitable for ATEX* areas
 Superior longevity
 Excellent vibration absorption
 UV-resistant
 Silicone-free

Machinery Optimisation | Minimum bend radius allowing maximum space saving
 Good chemical resistance
 Wide temperature range
 Stable chemical characteristics throughout tubing



Antistatic Packaging
 Pneumatics
 Electronics
 Spray Painting
 Electrical Converters

Applications

Technical Characteristics

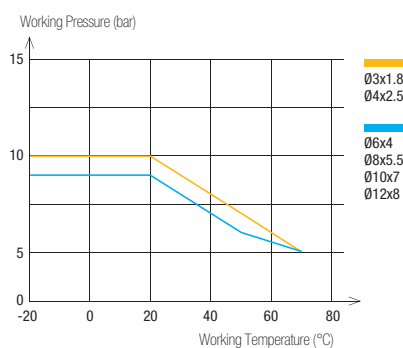
| | |
|----------------------------|--|
| Compatible Fluids | Compressed air, industrial fluids |
| Working Pressure | Vacuum to 10 bar |
| Working Temperature | -20°C to +70°C |
| Component Materials | Polyurethane with conductive additive (50 shore D) |

Regulations

DI: 94/9/EC (ATEX*)
 DI: 1907/2006 (REACH)
 DI: 2002/95/EC (RoHS), 2011/65/EC
 *For ATEX areas, please consult us

Reliable performance is dependent upon the type of fluid conveyed and fittings being used. Use is guaranteed with a vacuum of 755 mm Hg (99% vacuum).

Performance of Antistatic PU Tubing



To calculate burst pressure, the values in this graph should be multiplied by 3.

| Tube O.D. | Tube O.D. Tolerance |
|-------------|---------------------|
| 3 to 8 mm | +0.10 / -0.10 |
| 10 to 12 mm | +0.15 / -0.15 |



Connected to Parker Legris push-in fittings, the calibration of Parker Legris tubing ensures perfect sealing based on NF E49-101.

Packaging

Tube pack*: 25 m, 100 m



1025U..A Anti-Static Polyurethane (PU) Ester Tubing

Tubepack® 25 m

| Ø ext. (mm) | Ø int. (mm) |  |  | kg |
|----------------|----------------|---|---|-------|
| 4 | 2.5 | 12 | 1025U04A01 | 0.260 |
| 6 | 4 | 15 | 1025U06A01 | 0.500 |
| 8 | 5.5 | 25 | 1025U08A01 | 1.260 |

1100U..A Anti-Static Polyurethane (PU) Ester Tubing

Tubepack® 100 m

| Ø ext. (mm) | Ø int. (mm) |  |  | kg |
|----------------|----------------|---|---|-------|
| 3 | 1.8 | 10 | 1100U03A01 | 0.836 |
| 4 | 2.5 | 12 | 1100U04A01 | 1.092 |
| 6 | 4 | 15 | 1100U06A01 | 2.064 |
| 8 | 5.5 | 25 | 1100U08A01 | 3.610 |
| 10 | 7 | 35 | 1100U10A01 | 6.105 |
| 12 | 8 | 45 | 1100U12A01 | 8.610 |

Flexible Calibrated Tubing

Technical Tubing
and Hose

Related Products

To maintain the antistatic properties throughout the circuit, it is recommended that this tubing be used with metallic fittings.

Push-In Fittings

[LF 3600](#) P. 1-95



[LF 3800](#) P. 1-113



[LF 3900](#) P. 1-113



Compression Fittings

[Brass](#) P. 5-5



[Stainless Steel](#) P. 5-31



Anti-Spark PU Tubing

Combining **outstanding spark resistance** with superb **flexibility**, this range is perfectly suited for welding applications.

Two types of PU - ether with PVC sheath or single layer ether - are available and allow **rapid installation** with Parker Legris push-in fittings.

Product Advantages

PU with PVC Sheath

- High resistance to kinking and abrasion
- Non-adhesive jacket facilitating sheath removal
- Fluid direction marking
- Self-extinguishing sheath, protecting the inner tubing
- Silicone-free

Single Layer PU

- Minimum bend radius for maximum space saving
- Significant flexibility for rapid cycling
- Good chemical resistance
- Flow direction marking
- Fireproof material
- Silicone-free



Industrial Machinery
Compressed Air
Robotics
Mechanical Constraints
Cooling
Welding
Cabling

Applications

Technical Characteristics

| | |
|----------------------------|---|
| Compatible Fluids | Industrial fluids, compressed air, coolants |
| Working Pressure | Vacuum to 14 bar |
| Working Temperature | -20°C to +70°C |
| Component Materials | PU ether with PVC sheath PU ether single layer |

| O.D. of Tube | Sheath Removal Length for LF 3600 (mm) |
|--------------|--|
| 4 mm | 15± 1 |
| 6 mm | 18± 1 |
| 8 mm | 19± 1 |
| 10 mm | 24± 1 |
| 12 mm | 25± 1 |

Regulations

UL94 V-0 (Fire resistance)
DI: 2002/95/EC (RoHS),
2011/65/EC
RG: 1907/2006 (REACH)

Packaging

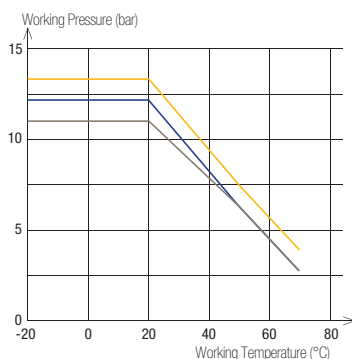
Tube pack*: 25 m, 100 m

Reliable performance is dependent upon the type of fluid conveyed and fittings being used. Use is guaranteed with a vacuum of 755 mm Hg (99% vacuum).

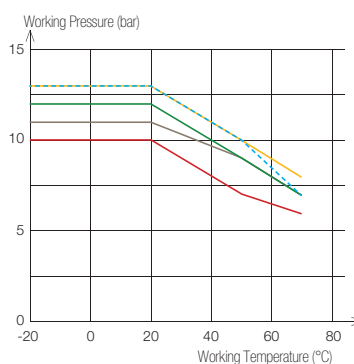
For other fitting ranges or other tube diameters, please consult us.

Tubing Performance

Anti-Spark PU Tubing, with PVC Sheath



Anti-Spark PU Tubing, Single Layer







| Tube O.D. | Tube O.D. Tolerance | Thickness and Tolerances of PVC Sheath |
|-------------|---------------------|--|
| 4 to 8 mm | +0.10 / -0.10 | 1mm +0.10 / -0.10 |
| 10 to 14 mm | +0.15 / -0.15 | |





Connected to Parker Legris push-in fittings, the calibration of Parker Legris tubing ensures perfect sealing based on NF E49-101 (inner tubing for sheathed or single layer tubing).

To calculate burst pressure, the values in these graphs should be multiplied by 3.
For diameter 14x9.5: tubing performances available upon request.






1025U..V Anti-Spark Sheath Polyurethane (PU) Ether Tubing Tubepack® 25 m

| Ø ext. (mm) | Ø int. (mm) |  |  |  |  | kg |
|----------------|----------------|---|---|---|---|-------|
| 6 | 4 | 12 | 1025U06V01 | 1025U06V03 | 1025U06V04 | 1.200 |
| 8 | 5.5 | 20 | 1025U08V01 | 1025U08V03 | 1025U08V04 | 1.620 |
| 10 | 7 | 25 | 1025U10V01 | 1025U10V03 | 1025U10V04 | 2.900 |
| 12 | 8 | 35 | 1025U12V01 | | 1025U12V04 | 4.030 |






1100U..V Anti-Spark Sheath Polyurethane (PU) Ether Tubing Tubepack® 100 m

| Ø ext. (mm) | Ø int. (mm) |  |  |  |  | kg |
|----------------|----------------|---|---|---|---|--------|
| 6 | 4 | 12 | 1100U06V01 | 1100U06V03 | 1100U06V04 | 5.370 |
| 8 | 5.5 | 20 | 1100U08V01 | 1100U08V03 | 1100U08V04 | 7.630 |
| 10 | 7 | 25 | 1100U10V01 | 1100U10V03 | 1100U10V04 | 10.860 |
| 12 | 8 | 35 | 1100U12V01 | | 1100U12V04 | 15.060 |

1025U..K Single Layer Anti-Spark Polyurethane (PU) Ether Tubing Tubepack® 25 m

| Ø ext. (mm) | Ø int. (mm) |  |  |  |  |  | kg |
|----------------|----------------|--|---|---|--|---|-------|
| 4 | 2.5 | 12 | 1025U04K01 | | 1025U04K03 | | 0.230 |
| 6 | 4 | 15 | 1025U06K01 | | 1025U06K03 | 1025U06K04 | 0.580 |
| 8 | 5.5 | 20 | 1025U08K01 | 1025U08K02 | 1025U08K03 | 1025U08K04 | 0.860 |
| 10 | 7 | 25 | 1025U10K01 | 1025U10K02 | 1025U10K03 | 1025U10K04 | 1.230 |
| 12 | 8 | 35 | 1025U12K01 | 1025U12K02 | 1025U12K03 | 1025U12K04 | 2.080 |
| 14 | 9.5 | 45 | | | 1025U14K03 95 | | 2.620 |

1100U..K Single Layer Anti-Spark Polyurethane (PU) Ether Tubing Tubepack® 100 m

| Ø ext. (mm) | Ø int. (mm) |  |  |  |  |  | kg |
|----------------|----------------|---|---|---|--|---|--------|
| 4 | 2.5 | 12 | 1100U04K01 | | | | 0.900 |
| 6 | 4 | 15 | 1100U06K01 | | 1100U06K03 | 1100U06K04 | 2.320 |
| 8 | 5.5 | 20 | 1100U08K01 | 1100U08K02 | 1100U08K03 | 1100U08K04 | 3.030 |
| 10 | 7 | 25 | 1100U10K01 | 1100U10K02 | 1100U10K03 | 1100U10K04 | 5.100 |
| 12 | 8 | 35 | 1100U12K01 | 1100U12K02 | 1100U12K03 | 1100U12K04 | 8.600 |
| 14 | 9.5 | 45 | | | 1100U14K03 95 | | 10.676 |

6000 71 00 Stripping Tool for Anti-Spark Tubing

Technical polymer, stainless steel

[6000 71 00](#)

kg

0.098

Working principle of the stripping tool page 3-17



PE Tubing

Parker Legris offers two types of polyethylene tubing: "**Advanced PE**" 50% reticulated and **Low Density PE**. Our range of "Advanced PE" is designed for demanding environments, especially that of water treatment, without compromising operator **safety**.

Product Advantages

Advanced PE 50% reticulated material
 Best balance between flexibility and pressure/temperature resistance
 Resistant to a wide range of aggressive chemicals
 UV-stabilised: ideal for outdoor applications
 Approved for permanent contact with food and beverages
 Silicone-free

Low Density PE
 Excellent resistance to aggressive and corrosive agents
 Good technical trade-off
 Food-grade material
 Silicone-free



Applications
 Beverage
 Chemical
 Petrochemical
 Food Process
 Water
 Water Treatment

Technical Characteristics

| Tube | Advanced PE | Low Density PE |
|---------------------|--|--|
| Compatible Fluids | Water, beverages and other fluids | Industrial fluids |
| Working Pressure | Vacuum to 16 bar | Vacuum to 20 bar |
| Working Temperature | -40°C to +95°C | -40°C to +60°C |
| Component Materials | High quality polyethylene: 50% reticulated PE 50% low density PE (44 shore D) | Low Density Polyethylene (44 shore D) |

Regulations

Advanced PE Tubing

FDA: 21 CFR 177.1520
 RG: 1935/2004/EC
 DI: 97/23/EC (PED)
 DI: 2002/95/EC (RoHS), 2011/65/EC
 NSF 42/58 (1/4" and 3/8" approved for 10 bar and 1/2" approved for 8 bar at room temperature)
 NSF 51, 61 C-HOT
 ACS (except for purple colour)
 WRAS
 RG: 1907/2006 (REACH)

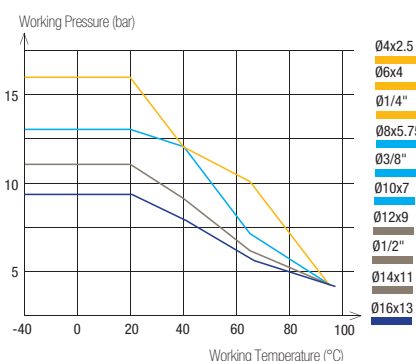
Low Density PE Tubing

FDA: 21 CFR 177.1520
 DI: 2002/95/EC (RoHS), 2011/65/EC
 DI: 97/23/EC (PED)

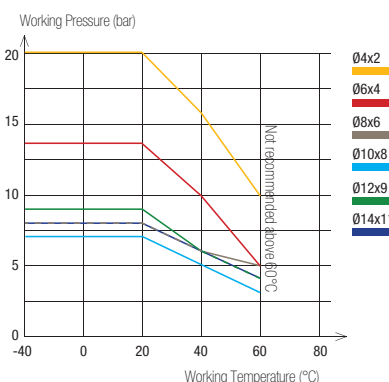
Reliable performance is dependent upon the type of fluid conveyed and fittings being used. Use is guaranteed with a vacuum of 755 mm Hg (99% vacuum).

Tubing Performance

Advanced PE Tubing



Low Density PE Tubing



| Tube O.D. | Tube O.D. Tolerance |
|--------------|---------------------|
| 1/4" to 1/2" | +0.10 / -0.10 |
| 4 to 16 mm | +0.10 / -0.10 |

Connected to Parker Legris push-in fittings, the calibration of Parker Legris tubing ensures perfect sealing.









Packaging

Advanced PE Tubing
 Drum: 75 m, 150 m, 300 m
 250 feet, 500 feet, 1 000 feet
 PE Tubing
 Tubepack®: 25 m, 100 m

1015Y..F

Advanced Polyethylene (APE) Tubing









Drum 150 m

| Ø ext. (mm) | Ø int. (mm) |  |  clear |  |  |  |  |  |  white | kg |
|----------------|----------------|---|---|---|---|---|--|---|---|-------|
| 4 | 2.5 | 16 | 1015Y04F00 | 1015Y04F01 | 1015Y04F02 | 1015Y04F03 | 1015Y04F04 | 1015Y04F05 | 1015Y04F10 | 4.914 |
| 6 | 4 | 32 | 1015Y06F00 | 1015Y06F01 | 1015Y06F02 | 1015Y06F03 | 1015Y06F04 | 1015Y06F05 | 1015Y06F10 | 5.434 |
| 8 | 5.75 | 40 | 1015Y08F00 | 1015Y08F01 | 1015Y08F02 | 1015Y08F03 | 1015Y08F04 | 1015Y08F05 | 1015Y08F10 | 3.279 |
| 10 | 7 | 40 | 1015Y10F00 | 1015Y10F01 | 1015Y10F02 | 1015Y10F03 | 1015Y10F04 | 1015Y10F05 | 1015Y10F10 | 5.318 |

1030Y..F

Advanced Polyethylene (APE) Tubing









Drum 300 m

| Ø ext. (mm) | Ø int. (mm) |  |  clear |  |  |  |  |  |  white | kg |
|----------------|----------------|---|---|---|---|---|--|---|---|-------|
| 4 | 2.5 | 16 | 1030Y04F00 | 1030Y04F01 | 1030Y04F02 | 1030Y04F03 | 1030Y04F04 | 1030Y04F05 | 1030Y04F10 | 2.860 |
| 6 | 4 | 32 | 1030Y06F00 | 1030Y06F01 | 1030Y06F02 | 1030Y06F03 | 1030Y06F04 | 1030Y06F05 | 1030Y06F10 | 5.318 |

1075Y..F

Advanced Polyethylene (APE) Tubing









Drum 75 m

| Ø ext. (mm) | Ø int. (mm) |  |  clear |  |  |  |  |  |  white | kg |
|----------------|----------------|---|---|---|---|---|--|---|---|-------|
| 12 | 9 | 55 | 1075Y12F00 | 1075Y12F01 | 1075Y12F02 | 1075Y12F03 | 1075Y12F04 | 1075Y12F05 | 1075Y12F10 | 3.852 |
| 14 | 11 | 75 | 1075Y14F00 | | | | | | | 5.850 |
| 16 | 13 | 95 | 1075Y16F01 | | | | | | | 7.550 |

1096Y..F

Advanced Polyethylene (APE) Tubing









Drum 250 ft

| Ø ext. (mm) | Ø int. (mm) |  |  clear |  |  |  |  |  |  white | kg |
|----------------|----------------|---|---|---|---|---|--|---|---|-------|
| 1/2 | 0.375 | 1.96 | 1096Y62F00 | 1096Y62F01 | 1096Y62F02 | 1096Y62F03 | 1096Y62F04 | 1096Y62F05 | 1096Y62F10 | 4.200 |

1098Y..F

Advanced Polyethylene (APE) Tubing









Drum 500 ft

| Ø ext. (mm) | Ø int. (mm) |  |  clear |  |  |  |  |  |  white | kg |
|----------------|----------------|---|---|---|---|---|--|---|---|-------|
| 1/4 | 0.170 | 0.78 | 1098Y56F00 | 1098Y56F01 | 1098Y56F02 | 1098Y56F03 | 1098Y56F04 | 1098Y56F05 | 1098Y56F10 | 2.334 |
| 3/8 | 0.250 | 1.18 | 1098Y60F00 | 1098Y60F01 | 1098Y60F02 | 1098Y60F03 | 1098Y60F04 | 1098Y60F05 | 1098Y60F10 | 5.518 |

1099Y..F

Advanced Polyethylene (APE) Tubing



Drum 1000 ft

| Ø ext. (mm) | Ø int. (mm) |  |  clear |  |  |  |  |  |  white | kg |
|----------------|----------------|---|---|---|---|---|--|---|---|-------|
| 1/4 | 0.170 | 0.78 | 1099Y56F00 | 1099Y56F01 | 1099Y56F02 | 1099Y56F03 | 1099Y56F04 | 1099Y56F05 | 1099Y56F10 | 4.718 |

Low Density Polyethylene

1100Y

Tubepack® 100 m

| Ø ext. (mm) | Ø int. (mm) |  |  clear | kg |
|----------------|----------------|---|---|-------|
| 4 | 2 | 25 | 1100Y04 00 | 0.910 |
| 6 | 4 | 35 | 1100Y06 00 | 1.500 |
| 8 | 6 | 55 | 1100Y08 00 | 2.140 |
| 10 | 8 | 80 | 1100Y10 00 | 2.710 |
| 12 | 9 | 65 | 1100Y12 00 | 4.750 |
| 14 | 11 | 80 | 1100Y14 00 | 5.650 |

Fluoropolymer Tubing – FEP

FEP (fluorinated ethylene propylene) tubing is a **robust engineering fluoropolymer** which provides excellent fluid visibility and is perfect for flow control monitoring.

Product Advantages

Flow Control | Transparent
Flexible and non-flammable material
Resistant to nearly all chemicals and solvents

Tried-&-Tested Properties | Excellent transmission of UV light
Low friction coefficient
Food-grade material
Low permeability
Easily weldable
Silicone-free



Applications
Instrumentation
Food Process
UV
Gas Sampling
Chemical
Temperature Cycling
Laboratory

Technical Characteristics

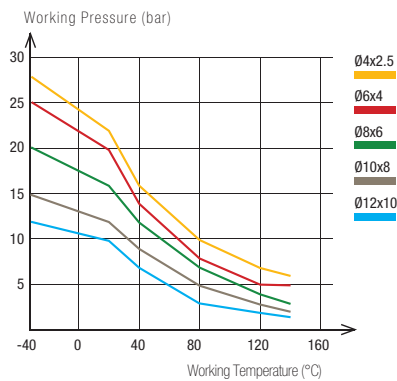
| | |
|----------------------------|---|
| Compatible Fluids | Industrial fluids |
| Working Pressure | 0 to 28 bar |
| Working Temperature | -40°C to +150°C |
| Component Materials | Fluorinated ethylene propylene (pure) (55 Shore D) |

Regulations

Food
FDA: 21 CFR 177.1550
RG: 1935/2004
Industrial
UL94 V-0 (Fire resistance)
DI: 2002/95/EC (RoHS), 2011/65/EC
DI: 97/23/EC (PED)
RG: 1907/2006 (REACH)

Reliable performance is dependent upon the type of fluid conveyed and fittings being used.

Performance of FEP Tubing



| Tube O.D. | Tube O.D. Tolerance |
|------------|---------------------|
| 4 mm | +0.05 / -0.05 |
| 6 to 10 mm | +0.07 / -0.07 |
| 12 mm | +0.10 / -0.10 |



Packaging
Tubepack®: 5 m, 25 m

Connected to Parker Legris push-in fittings, the calibration of Parker Legris tubing ensures perfect sealing.

1005T

Fluoropolymer (FEP) Tubing



Tubepack® 5 m

| Ø ext. (mm) | Ø int. (mm) |  |  | kg |
|----------------|----------------|---|---|-------|
| 4 | 2.5 | 40 | 1005T04 00 25 | 0.155 |
| 6 | 4 | 50 | 1005T06 00 | 0.250 |
| 8 | 6 | 70 | 1005T08 00 | 0.385 |
| 10 | 8 | 120 | 1005T10 00 | 0.524 |
| 12 | 10 | 180 | 1005T12 00 | 0.547 |

1025T

Fluoropolymer (FEP) Tubing

Tubepack® 25 m

| Ø ext. (mm) | Ø int. (mm) |  |  | kg |
|----------------|----------------|---|---|-------|
| 4 | 2.5 | 40 | 1025T04 00 25 | 0.506 |
| 6 | 4 | 50 | 1025T06 00 | 1.025 |
| 8 | 6 | 70 | 1025T08 00 | 1.431 |
| 10 | 8 | 120 | 1025T10 00 | 1.693 |
| 12 | 10 | 180 | 1025T12 00 | 1.913 |

Related Products

Parker Legris stainless steel fittings are perfectly suited for use with fluoropolymer tubing (PFA, FEP).

Push-In Fittings[LF 3800](#) P. 1-77[LF 3900](#) P. 1-77**Compression Fittings**[Stainless Steel](#) P. 5-31

Fluoropolymer Tubing - PFA

Parker Legris **PFA** (perfluoroalkoxy) tubing offers **10 times greater durability** than other fluoropolymer tubings (PTFE, FEP and PVDF) under severe chemical and mechanical conditions. This tubing range is available in **three material grades**, offering perfect compatibility with all applications, even in extreme environments.

Product Advantages

Great Versatility

- Exceptional chemical inertia
- A flexible alternative to stainless steel tubing
- Broad range of working temperatures, from cryogenic to extreme heat
- Non-stick properties allowing conveyance of many fluids & gases
- Outstanding resistance to ageing
- Fluoropolymer with the lowest permeability
- Non-flammable
- UV-transparent
- Tube marking on request
- Silicone-free

Three Material Grades

- Clear High Purity PFA: to cover all applications, including those requiring maximum mechanical resistance
- Coloured PFA: for circuit identification
- Black Antistatic PFA: eliminates all risk of electrostatic discharge



- Applications
- Food Process
 - Fuel Cells
 - Electrical/Electronics
 - Aircraft
 - Oil/Gas Industry
 - Pharmaceutical
 - Medical
 - Chemical
 - Clean Rooms

Technical Characteristics

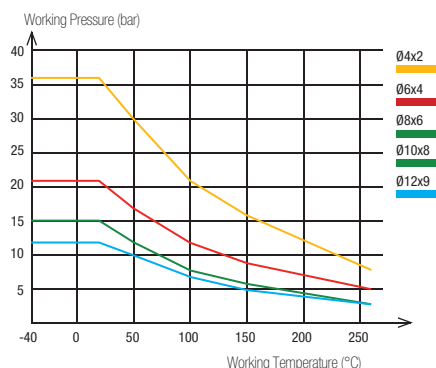
| | |
|----------------------------|--|
| Compatible Fluids | Medical, bio-compatible, food process, gas, compressed air |
| Working Pressure | Vacuum to 36 bar |
| Working Temperature | -196°C to +260°C |
| Component Materials | Perfluoroalkoxy - 55 Shore D <ul style="list-style-type: none"> • High Purity PFA • Translucent coloured PFA • Antistatic PFA |

Reliable performance is dependent upon the type of fluid conveyed and fittings being used. Use is guaranteed with a vacuum of 755 mm Hg (99% vacuum).

Regulations

- Medical**
 USP: Class VI (A)
 External communication devices
- Industrial**
 UL94 V-0 (Fire resistance)
 DI: 2002/95/EC (RoHS), 2011/65/EC
 DI: 97/23/EC (PED)
 RG: 1907/2006 (REACH)
 DI: 94/09/EC (ATEX, black tubing)
- Food Industry**
 FDA: 21 CFR 177.1550 (clear, translucent coloured)
 RG: 1935/2004

Performance of PFA Tubing



| Tube O.D. | Tube O.D. Tolerance |
|-------------|---------------------|
| 4 to 8 mm | +0.10 / -0.10 |
| 10 to 12 mm | +0.15 / -0.15 |






Packaging
 Tubepack*: 10 m, 50 m, 100 m

Connected to Parker Legris push-in fittings, the calibration of Parker Legris tubing ensures perfect sealing based on NF E49-100.

To calculate burst pressure, the values in this graph should be multiplied by 3.






1010T..P Fluoropolymer (FEP) Tubing

Tubepack® 10 m

| Ø ext. (mm) | Ø int. (mm) |  |  High purity |  Crystal |  Crystal |  Crystal | kg |
|----------------|----------------|---|---|---|--|---|-------|
| 4 | 2 | 12 | 1010T04P00 | 1010T04P12 | 1010T04P13 | 1010T04P14 | 0.087 |
| 6 | 4 | 34 | 1010T06P00 | 1010T06P12 | 1010T06P13 | 1010T06P14 | 0.237 |
| 8 | 6 | 60 | 1010T08P00 | 1010T08P12 | 1010T08P13 | 1010T08P14 | 0.410 |
| 10 | 8 | 95 | 1010T10P00 | | | | 0.723 |
| 12 | 9 | 120 | 1010T12P00 | | | | 1.148 |



1050T..P Fluoropolymer (FEP) Tubing

Tubepack® 50 m

| Ø ext. (mm) | Ø int. (mm) |  |  High purity |  Crystal |  Crystal |  Crystal | kg |
|----------------|----------------|---|---|---|--|---|-------|
| 4 | 2 | 12 | 1050T04P00 | 1050T04P12 | 1050T04P13 | 1050T04P14 | 0.435 |
| 6 | 4 | 34 | 1050T06P00 | 1050T06P12 | 1050T06P13 | 1050T06P14 | 1.185 |
| 8 | 6 | 60 | 1050T08P00 | 1050T08P12 | 1050T08P13 | 1050T08P14 | 2.050 |
| 10 | 8 | 95 | 1050T10P00 | | | | 3.615 |
| 12 | 9 | 120 | 1050T12P00 | | | | 5.740 |



1100T..P Fluoropolymer (FEP) Tubing

Tubepack® 100 m

| Ø ext. (mm) | Ø int. (mm) |  |  clear | kg |
|----------------|----------------|---|---|--------|
| 4 | 2 | 12 | 1100T04P00 | 0.870 |
| 6 | 4 | 34 | 1100T06P00 | 2.370 |
| 8 | 6 | 60 | 1100T08P00 | 4.100 |
| 10 | 8 | 95 | 1100T10P00 | 7.230 |
| 12 | 9 | 120 | 1100T12P00 | 11.480 |



1010T..A Fluoropolymer (FEP) Antistatic Tubing

Tubepack® 10 m

| Ø ext. (mm) | Ø int. (mm) |  |  | kg |
|----------------|----------------|---|---|-------|
| 4 | 2 | 12 | 1010T04A01 | 0.087 |
| 6 | 4 | 34 | 1010T06A01 | 0.237 |
| 8 | 6 | 60 | 1010T08A01 | 0.410 |

1050T..A Fluoropolymer (FEP) Antistatic Tubing

Tubepack® 50 m

| Ø ext. (mm) | Ø int. (mm) |  |  | kg |
|----------------|----------------|---|---|-------|
| 4 | 2 | 12 | 1050T04A01 | 0.435 |
| 6 | 4 | 34 | 1050T06A01 | 1.185 |
| 8 | 6 | 60 | 1050T08A01 | 2.050 |

Multi-Tubing

Our range of multi-tubing combines high quality performance and **space optimisation** in complex pneumatic circuits **covering a wide range of environments**. **Many possible configurations** are available, depending on the pressure, temperature, flexibility and compatibility requirements.

Product Advantages

Sheathed PA Tubing

- PVC sheath resistant to external damage:
 - abrasion
 - weld spatter
 - aggressive fluids
- Helically wound: minimum bend radius, compact installation
- Simplified routing
- Easy identification of circuits
- Same technical performance as PA
- Possible number of tubes: from 2 to 12, with numbering
- Silicone-free

Twin PU Ester Tubing

- Tubes fully joined for improved solidity
- External diameter maintained after separation
- Rapid identification of circuits
- Quick and easy installation
- Simplified routing
- 3 colour combinations available
- Silicone-free



Applications

Pneumatics
Automation
Robotics
Transportation
In-Plant Automotive
Process Industry

Technical Characteristics

| Tube | PA | PU |
|---------------------|--|-----------------------------------|
| Compatible Fluids | Compressed air, chemicals, industrial fluids | Compressed air, industrial fluids |
| Working Pressure | Vacuum to 24 bar | 0 to 14 bar |
| Working Temperature | -40°C to +80°C | -20°C to +70°C |
| Component Materials | Polyamide | Polyurethane ester |

Reliable performance is dependent upon the type of fluid conveyed and fittings being used. Use is guaranteed with a vacuum of 755 mm Hg (99% vacuum).

Regulations

Industrial

DI: 2002/95/EC (RoHS), 2011/65/EC
DI: 97/23/EC (PED)
RG: 1907/2006 (REACH)

Performance and chemical resistance according to DIN 73378

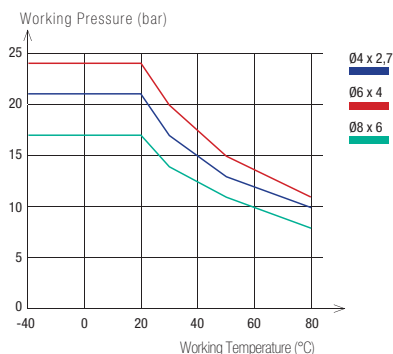
Packaging

Sheathed PA Tubing:
Tubepack® 10 m, 50 m

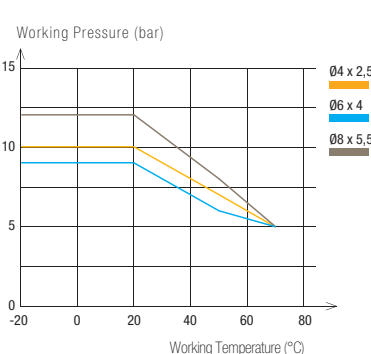
Twin PU Ester Tubing:
Tubepack® 25 m

Tubing Performance

Sheathed PA Tubing



Twin PU Ester Tubing





| Material | Tube O.D. | Tube O.D. Tolerance |
|----------|-----------|---------------------|
| PA | 4 mm | +0.05 / -0.08 |
| | 6 to 8 mm | +0.05 / -0.10 |
| PU | 4 to 8 mm | +0.10 / -0.10 |

Connected to Parker Legris push-in fittings, the calibration of Parker Legris tubing ensures perfect sealing based on NF E49-100 (for semi-rigid PA) and NF E49-101 (for twin PU ester).

To calculate burst pressure, the values in these graphs should be multiplied by 3.



1010P..M Semi-Rigid Polyamide (PA) Multi-Tubing

Reel 10 m

| Ø ext. (mm) | Ø int. (mm) |  | Number of tubes |  | kg |
|-------------|-------------|---|-----------------|---|-------|
| 4 | 2.7 | 35 | 4 | 1010P04 00M04 | 1.440 |
| | | 45 | 7 | 1010P04 00M07 | 1.920 |
| 6 | 4 | 55 | 4 | 1010P06 00M04 | 2.300 |
| | | 60 | 7 | 1010P06 00M07 | 2.900 |
| 8 | 6 | 45 | 2 | 1010P08 00M02 | 2.600 |





1050P..M Semi-Rigid Polyamide (PA) Multi-Tubing

Reel 50 m

| Ø ext. (mm) | Ø int. (mm) |  | Number of tubes |  | kg |
|-------------|-------------|---|-----------------|---|--------|
| 4 | 2.7 | 20 | 2 | 1050P04 00M02 | 4.400 |
| | | 35 | 4 | 1050P04 00M04 | 6.600 |
| | | 45 | 7 | 1050P04 00M07 | 8.200 |
| | | 55 | 12 | 1050P04 00M12 | 15.200 |
| 6 | 4 | 45 | 2 | 1050P06 00M02 | 8.400 |
| | | 55 | 4 | 1050P06 00M04 | 11.500 |
| | | 60 | 7 | 1050P06 00M07 | 12.500 |
| 8 | 6 | 45 | 2 | 1050P08 00M02 | 13.000 |

1420U Twin Polyurethane (PU) Tubing

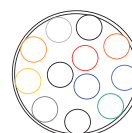
Tubepack® 25 m

| Ø ext. (mm) | Ø int. (mm) |  |  |  |  | kg |
|-------------|-------------|---|---|---|---|-------|
| 4 | 2.5 | 12 | 1420U04 41 | 1420U04 44 | 1420U04 11 | 0.620 |
| 6 | 4 | 15 | 1420U06 41 | 1420U06 44 | 1420U06 11 | 1.182 |
| 8 | 5.5 | 20 | 1420U08 41 | 1420U08 44 | 1420U08 11 | 1.942 |

Colour Selection



Multi-Tubing
Semi-Rigid PA/PVC Sheath



Related Products

To complement the Multi-Tubing range, Parker Legris proposes multi-connectors, shown in Chapter 1.

Push-In Fittings

Multi-Connector P. 1-31



PA Recoil Tubing

Parker Legris recoil tubing has a **lasting memory after multiple uses**, offering an **alternative to reels** for excellent ergonomics and space saving. The pre-assembled tubes are equipped with a protection spring, preventing damage to the ends.

Product Advantages

Excellent Mechanical Properties

- Low pressure drop
- Good chemical compatibility
- Self-retracting
- Identical technical performance to PA tubing
- Silicone-free

Comprehensive Range

- Ready-to-use
- Various colours for circuit identification
- Available with pre-assembled connectors



Applications

- MRO
- Pneumatic Tools
- Transportation
- Lubrication
- Industrial Cleaning
- Robotics
- Car Washing

Technical Characteristics

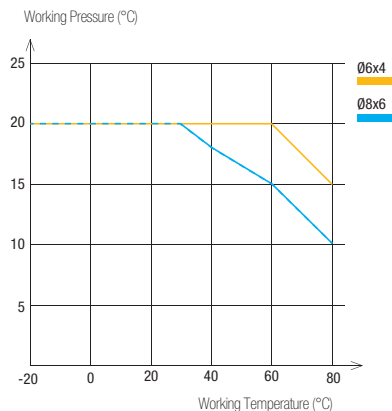
| | |
|----------------------------|--|
| Compatible Fluids | Compressed air, lubricants, Other fluids: please consult us |
| Working Pressure | Vacuum to 20 bar |
| Working Temperature | -20°C to +80°C |
| Component Materials | Polyamide (60 Shore D) |

Regulations

DI: 97/23/EC (PED)
 RG: 1907/2006 (REACH)
 DI: 2002/95/EC (RoHS), 2011/65/EC

Reliable performance is dependent upon the type of fluid conveyed and fittings being used. Use is guaranteed with a vacuum of 755 mm Hg (99% vacuum).

Performance of PA Recoil Tubing



| Tube O.D. | Passage | Tube O.D. Tolerance |
|-----------|---------|---------------------|
| 6 mm | 4 mm | +0.05 / -0.10 |
| 8 mm | 6 mm | +0.05 / -0.10 |



Packaging

Plastic bags: 2m to 6 m
 Other lengths and colours on request

To calculate burst pressure, the values in these graphs should be multiplied by 3.

1470P

Polyamide (PA) Recoil Tubing 2 m, Male BSPT Fitting

| Ø ext. (mm) | Ø int. (mm) | BSPT Thread |  |  | Total Closed Length (mm) | O.D. of Coil (mm) | kg |
|-------------|-------------|-------------|---|---|--------------------------|-------------------|-------|
| 6 | 4 | R1/4 | 1470P06 04 13 | 1470P06 07 13 | 520 | 60 | 0.143 |
| 8 | 6 | R1/4 | 1470P08 04 13 | 1470P08 07 13 | 560 | 70 | 0.174 |

Length of long straight section: 300 mm

Length of short straight section: 100 mm

1471P

Polyamide (PA) Recoil Tubing 4 m, Male BSPT Fitting

| Ø ext. (mm) | Ø int. (mm) | BSPT Thread |  |  | Total Closed Length (mm) | O.D. of Coil (mm) | kg |
|-------------|-------------|-------------|---|---|--------------------------|-------------------|-------|
| 6 | 4 | R1/4 | 1471P06 04 13 | 1471P06 07 13 | 640 | 60 | 0.199 |
| 8 | 6 | R1/4 | 1471P08 04 13 | 1471P08 07 13 | 720 | 70 | 0.249 |

Length of long straight section: 300 mm

Length of short straight section: 100 mm

1472P

Polyamide (PA) Recoil Tubing 6 m, Male BSPT Fitting

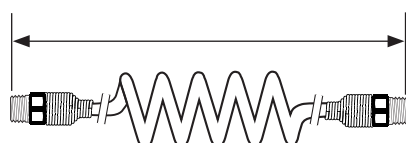
| Ø ext. (mm) | Ø int. (mm) | BSPT Thread |  |  | Total Closed Length (mm) | O.D. of Coil (mm) | kg |
|-------------|-------------|-------------|--|--|--------------------------|-------------------|-------|
| 6 | 4 | R1/4 | 1472P06 04 13 | 1472P06 07 13 | 760 | 60 | 0.260 |
| 8 | 6 | R1/4 | 1472P08 04 13 | 1472P08 07 13 | 880 | 70 | 0.329 |

Length of long straight section: 300 mm

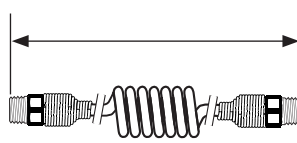
Length of short straight section: 100 mm

Dimensions for Recoil Tubing

Service length: maximum recommended operating length in order to ensure that the coil will continue to contract after multiple uses.



Service Length (mm)



Total Closed Length (mm)



O.D. of Coil (mm)

PU Recoil Tubing

With its small coil diameter and good impact resistance, this polyurethane recoil tubing is perfect for installations requiring **flexibility** in confined spaces. Good resistance to shock and abrasion, together with a design integrating straight ends, allow for **easy and safe operation** of pneumatic equipment.

Product Advantages

Excellent Mechanical Properties

- Excellent coil memory
- Abrasion-resistant
- Perfect for rapid cycling applications
- Consistent tensile strength
- Optimum longevity
- Low pressure drop
- Lightweight with plastic protection spring
- Silicone-free

Comprehensive Range

- Available in 2 materials: PU ester and PU ether
- With or without pre-assembled fittings
- Pre-assembled plastic or metal protection springs to prevent damage to equipment and tubing



Applications

- Workshops
- Tooling
- Pneumatics
- Motion Technologies
- Robotics
- Industrial Machinery

Technical Characteristics

| | |
|----------------------------|--|
| Compatible Fluids | Compressed air |
| Working Pressure | 0 to 10 bar |
| Working Temperature | -20°C to +70°C (assembled tubing) |
| Component Materials | Polyurethane ester: 52 Shore D Polyurethane ether: 46 Shore D |

Regulations

Industrial
 NF E49-101
 DI: 2002/95/EC (RoHS), 2011/65/EC
 DI: 97/23/EC (PED)
 RG: 1907/2006 (REACH)

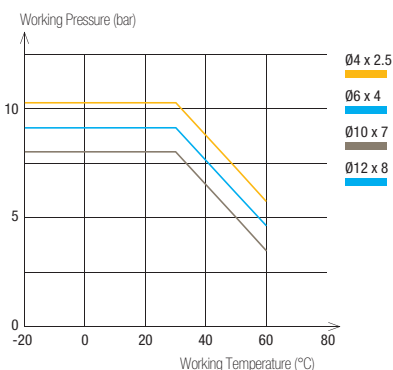
Packaging

Plastic bags: from 2 m to 7.5 m

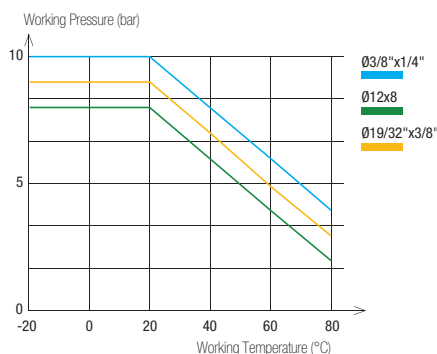
Reliable performance is dependent upon the type of fluid conveyed and fittings being used.

Performance of PU Recoil Tubing

PU Ester Recoil Tubing



PU Ether Recoil Tubing






| Tube O.D. | Tube I.D. | Tube O.D. Tolerance |
|-----------------|---------------|---------------------|
| 4 to 8 mm | 2.5 to 5.5 mm | +0.10 / -0.10 |
| 10 to 12 mm | 7 to 8 mm | +0.15 / -0.15 |
| 3/8" and 19/32" | 1/4" and 3/8" | +/- 0.005" |

To calculate burst pressure, the values in these graphs should be multiplied by 3.

1470U




Polyurethane (PU) Ester Recoil Tubing 2 m, Male BSPT Fitting

| Ø ext. (mm) | Ø int. (mm) | BSPT Thread |  |  |  | Total Closed Length (mm) | O.D. of Coil (mm) | kg |
|-------------|-------------|-------------|---|---|---|--------------------------|-------------------|-------|
| 4 | 2.5 | R1/8 | 1470U04 03 10 | 1470U04 04 10 | 1470U04 05 10 | 595 | 24 | 0.060 |
| 6 | 4 | R1/4 | 1470U06 03 13 | 1470U06 04 13 | 1470U06 05 13 | 630 | 32 | 0.060 |
| 8 | 5 | R1/4 | 1470U08 03 13 | 1470U08 04 13 | 1470U08 05 13 | 780 | 42 | 0.120 |
| 10 | 7 | R1/4 | 1470U10 03 13 | 1470U10 04 13 | 1470U10 05 13 | 780 | 62 | 0.160 |
| 12 | 8 | R3/8 | 1470U12 03 17 | 1470U12 04 17 | 1470U12 05 17 | 780 | 65 | 0.190 |

Length of long straight section, O.D. < 8 mm: 300 mm; Length of long straight section, O.D. ≥ 8 mm: 500 mm; Length of short straight section, for all O.D.: 100 mm

1471U




Polyurethane (PU) Ester Recoil Tubing 4 m, Male BSPT Fitting

| Ø ext. (mm) | Ø int. (mm) | BSPT Thread |  |  |  | Total Closed Length (mm) | O.D. of Coil (mm) | kg |
|-------------|-------------|-------------|---|---|---|--------------------------|-------------------|-------|
| 4 | 2.5 | R1/8 | 1471U04 03 10 | 1471U04 04 10 | 1471U04 05 10 | 785 | 24 | 0.100 |
| 6 | 4 | R1/4 | 1471U06 03 13 | 1471U06 04 13 | 1471U06 05 13 | 850 | 32 | 0.160 |
| 8 | 5 | R1/4 | 1471U08 03 13 | 1471U08 04 13 | 1471U08 05 13 | 1000 | 42 | 0.200 |
| 10 | 7 | R1/4 | 1471U10 03 13 | 1471U10 04 13 | 1471U10 05 13 | 1000 | 62 | 0.230 |
| 12 | 8 | R3/8 | 1471U12 03 17 | 1471U12 04 17 | 1471U12 05 17 | 1140 | 65 | 0.260 |

Length of long straight section, O.D. < 8 mm: 300 mm; Length of long straight section, O.D. ≥ 8 mm: 500 mm; Length of short straight section, for all O.D.: 100 mm

1472U


Polyurethane (PU) Ester Recoil Tubing 6 m, Male BSPT Fitting

| Ø ext. (mm) | Ø int. (mm) | BSPT Thread |  |  |  | Total Closed Length (mm) | O.D. of Coil (mm) | kg |
|-------------|-------------|-------------|---|---|---|--------------------------|-------------------|-------|
| 8 | 5 | R1/4 | 1472U08 03 13 | 1472U08 04 13 | 1472U08 05 13 | 1230 | 42 | 0.280 |
| 10 | 7 | R1/4 | 1472U10 03 13 | 1472U10 04 13 | 1472U10 05 13 | 1140 | 62 | 0.295 |
| 12 | 8 | R3/8 | 1472U12 03 17 | 1472U12 04 17 | 1472U12 05 17 | 1190 | 65 | 0.310 |

Length of long straight section, O.D. < 8 mm: 300 mm; Length of long straight section, O.D. ≥ 8 mm: 500 mm; Length of short straight section, for all O.D.: 100 mm

1460U


Polyurethane (PU) Ester Recoil Tubing 2 m

| Ø ext. (mm) | Ø int. (mm) |  | Total Closed Length (mm) | O.D. of Coil (mm) | kg |
|-------------|-------------|---|--------------------------|-------------------|-------|
| 8 | 5 | 1460U08 04 | 720 | 42 | 0.064 |
| 10 | 7 | 1460U10 04 | 720 | 62 | 0.122 |
| 12 | 8 | 1460U12 04 | 720 | 65 | 0.172 |

Length of long straight section, O.D. < 8 mm: 300 mm; Length of long straight section, O.D. ≥ 8 mm: 500 mm; Length of short straight section, for all O.D.: 100 mm

1461U


Polyurethane (PU) Ester Recoil Tubing 4 m

| Ø ext. (mm) | Ø int. (mm) |  | Total Closed Length (mm) | O.D. of Coil (mm) | kg |
|-------------|-------------|---|--------------------------|-------------------|-------|
| 8 | 5 | 1461U08 04 | 940 | 42 | 0.128 |
| 10 | 7 | 1461U10 04 | 940 | 62 | 0.244 |
| 12 | 8 | 1461U12 04 | 940 | 65 | 0.344 |

Length of long straight section, O.D. < 8 mm: 300 mm; Length of long straight section, O.D. ≥ 8 mm: 500 mm; Length of short straight section, for all O.D.: 100 mm

1462U


Polyurethane (PU) Ester Recoil Tubing 6 m

| Ø ext. (mm) | Ø int. (mm) |  | Total Closed Length (mm) | O.D. of Coil (mm) | kg |
|-------------|-------------|---|--------------------------|-------------------|-------|
| 8 | 5 | 1462U08 04 | 1260 | 42 | 0.192 |
| 10 | 7 | 1462U10 04 | 1260 | 62 | 1.246 |
| 12 | 8 | 1462U12 04 | 1260 | 65 | 0.280 |

Length of long straight section, O.D. < 8 mm: 300 mm; Length of long straight section, O.D. ≥ 8 mm: 500 mm; Length of short straight section, for all O.D.: 100 mm

PU Recoil Tubing


1445U..R Recoil Polyurethane (PU) Ether Tubing 3 m, Male BSPP Fitting

| Ø ext. (mm) | Ø int. (mm) | BSPP Thread |  | Total Closed Length (mm) | O.D. of Coil (mm) | kg |
|-------------|-------------|-------------|---|--------------------------|-------------------|-------|
| 8 | 5 | G1/4 | 1445U08R04 13 | 819 | 40 | 0.170 |
| 3/8" | 1/4" | G1/4 | 1445U60R04 13 | 769 | 60 | 0.230 |
| 12 | 8 | G3/8 | 1445U12R04 17 | 789 | 80 | 0.310 |
| 19/32" | 3/8" | G3/8 | 1445U14R04 17 | 759 | 110 | 0.460 |


1441U..R Recoil Polyurethane (PU) Ether Tubing 4 m, Male BSPP Fitting

| Ø ext. (mm) | Ø int. (mm) | BSPP Thread |  | Total Closed Length (mm) | O.D. of Coil (mm) | kg |
|-------------|-------------|-------------|---|--------------------------|-------------------|-------|
| 8 | 5 | G1/4 | 1441U08R04 13 | 889 | 40 | 0.220 |
| 3/8" | 1/4" | G1/4 | 1441U60R04 13 | 819 | 60 | 0.260 |
| 12 | 8 | G3/8 | 1441U12R04 17 | 849 | 80 | 0.400 |
| 19/32" | 3/8" | G3/8 | 1441U14R04 17 | 809 | 110 | 0.554 |

1442U..R Recoil Polyurethane (PU) Ether Tubing 6 m, Male BSPP Fitting

| Ø ext. (mm) | Ø int. (mm) | BSPP Thread |  | Total Closed Length (mm) | O.D. of Coil (mm) | kg |
|-------------|-------------|-------------|---|--------------------------|-------------------|-------|
| 8 | 5 | G1/4 | 1442U08R04 13 | 1029 | 40 | 0.340 |
| 3/8" | 1/4" | G1/4 | 1442U60R04 13 | 929 | 60 | 0.360 |
| 12 | 8 | G3/8 | 1442U12R04 17 | 969 | 80 | 0.530 |
| 19/32" | 3/8" | G3/8 | 1442U14R04 17 | 909 | 110 | 0.920 |

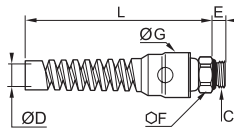
1447U..R Recoil Polyurethane (PU) Ether Tubing 7.5 m, Male BSPP Fitting


| Ø ext. (mm) | Ø int. (mm) | BSPP Thread |  | Total Closed Length (mm) | O.D. of Coil (mm) | kg |
|-------------|-------------|-------------|---|--------------------------|-------------------|-------|
| 8 | 5 | G1/4 | 1447U08R04 13 | 1134 | 40 | 0.420 |
| 3/8" | 1/4" | G1/4 | 1447U60R04 13 | 1009 | 60 | 0.460 |
| 12 | 8 | G3/8 | 1447U12R04 17 | 1059 | 80 | 0.600 |
| 19/32" | 3/8" | G3/8 | 1447U14R04 17 | 984 | 110 | 1.150 |

Accessories

0694 Push-In Fitting with Protection Spring, Male BSPP Thread

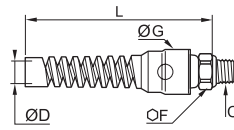
Nickel-plated brass, NBR




| ØD | C |  | E | F | G | L | kg |
|----|------|---|-----|----|------|-------|-------|
| 8 | G1/4 | 0694 08 13 | 6.5 | 16 | 24 | 104.5 | 0.067 |
| 10 | G1/4 | 0694 10 13 | 6.5 | 18 | 24 | 106.5 | 0.062 |
| 12 | G3/8 | 0694 12 17 | 7.5 | 20 | 29.5 | 126 | 0.080 |

0695 Push-In Fitting with Protection Spring, Male BSPT Thread

Nickel-plated brass, NBR



| ØD | C |  | F | G | L | kg |
|----|------|---|----|------|-------|-------|
| 8 | R1/4 | 0695 08 13 | 14 | 24 | 104.5 | 0.055 |
| 10 | R1/4 | 0695 10 13 | 18 | 24 | 106.5 | 0.064 |
| 12 | R3/8 | 0695 12 17 | 20 | 29.5 | 126 | 0.090 |

Braided PU Recoil Hose

This recoil hose offers all the advantages of polyurethane, combining the **durability** and **kink resistance** of bulkier braided hoses with great **elasticity** and maximum **flexibility**.

Product Advantages

Excellent Mechanical Properties

Unsurpassed resistance to abrasion: 10 times better than rubber, polyamide and non-braided polyurethane
 Excellent flexibility and coil memory: minimizes work fatigue
 Highly kink and crush-resistant
 Silicone-free

Ready-to-Use

Pre-assembled threaded fittings
 Tube ends protected with a plastic spring
 Lightweight for easy handling
 3 lengths available
 Translucent blue: visibility of the fluid



Applications

Machine Tools
 Industrial Assembly
 Pneumatics
 In-Plant Automotive Workshops

Technical Characteristics

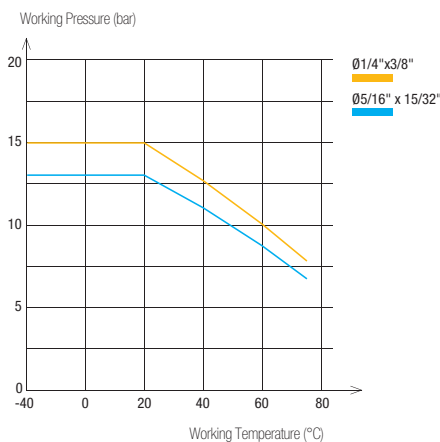
| | |
|----------------------------|---|
| Compatible Fluids | Compressed air Other fluids: please consult us |
| Working Pressure | 0 to 15 bar |
| Working Temperature | -40°C to +75°C |
| Component Materials | Polyurethane (85 shore A) |

Regulations

DI: 97/23/EC (PED)
 RG: 1907/2006 (REACH)
 DI: 2002/95/EC (RoHS), 2011/65/EC

Reliable performance is dependent upon the type of fluid conveyed and fittings being used.

Performance of Braided PU Recoil Hose



| Hose O.D. | Hose I.D. | Hose I.D. Tolerance |
|----------------|---------------|---------------------|
| 3/8" 15/32" | 1/4" 5/16" | +/- 0.005" |


Packaging

Plastic bags: 3 m to 7.5 m


Connected to Parker Legris push-in fittings, the calibration of PU tubing ensures perfect sealing.

To calculate burst pressure, the values in this graph should be multiplied by 4.

1445U..E Recoil Braided Polyurethane (PU) tubing 3 m, Male BSPP Fitting

| Ø ext. (mm) | Ø int. (mm) | BSPP Thread |  | Total Closed Length (mm) | O.D. of Coil (mm) | kg |
|-------------|-------------|-------------|---|--------------------------|-------------------|-------|
| 3/8" | 1/4" | G1/4 | 1445U60E04 13 | 870 | 42 | 0.210 |
| 12 | 8 | G3/8 | 1445U12E04 17 | 880 | 55 | 0.300 |

1442U..E Recoil Braided Polyurethane (PU) tubing 6 m, Male BSPP Fitting

| Ø ext. (mm) | Ø int. (mm) | BSPP Thread |  | Total Closed Length (mm) | O.D. of Coil (mm) | kg |
|-------------|-------------|-------------|---|--------------------------|-------------------|-------|
| 3/8" | 1/4" | G1/4 | 1442U60E04 13 | 1140 | 42 | 0.420 |
| 12 | 8 | G3/8 | 1442U12E04 17 | 1160 | 55 | 0.600 |

1447U..E Recoil Braided Polyurethane (PU) tubing 7.5 m, Male BSPP Fitting

| Ø ext. (mm) | Ø int. (mm) | BSPP Thread |  | Total Closed Length (mm) | O.D. of Coil (mm) | kg |
|-------------|-------------|-------------|---|--------------------------|-------------------|-------|
| 3/8" | 1/4" | G1/4 | 1447U60E04 13 | 1275 | 42 | 0.525 |
| 12 | 8 | G3/8 | 1447U12E04 17 | 1300 | 55 | 0.750 |

Related Products

Parker Legris recoil tubing is designed for use with Parker Legris blowguns and couplers.

Industrial Blowguns

Polymer P. 7-3

Metal P. 7-12



Couplers

C 9000 P. 8-7

Metal P. 8-18



PVC Braided Hose

Parker Legris offers two **grades of PVC** which cover a wide range of industrial applications for the **transportation of various fluids**.

Product Advantages

Food-Grade PVC

Monograde tubing reinforced with a braided polyester ply
 Flexible: space saving during installation
 Translucent for visual identification:

- of the fluid
- of inner cleanliness
- of fluid flow

Food-grade, without phthalates
 Silicone-free

Industrial PVC

Tubing with a braided polyester ply between 2 grades of PVC
 Resistant to abrasion, impact and crushing
 Increased durability
 Lightweight and easy-to-use
 Silicone-free



Applications

- Robotics
- In-Plant Automotive
- Pneumatics
- Semi-Conductors
- Textile
- Packaging
- Vacuum

Technical Characteristics

| Hose | Food-Grade PVC | Industrial PVC |
|---------------------|---|--|
| Compatible Fluids | Compressed air, other fluids | Compressed air |
| Working Pressure | 0 to 15 bar | 0 to 15 bar |
| Working Temperature | -20°C to +70°C | -25°C to +60°C |
| Component Materials | Translucent food-grade PVC, phthalate-free with polyester braid | Industrial blue PVC, multi-layer, with polyester braid |

Regulations

Food-Grade PVC

FDA: 21 CFR 177.1550
 RG: 1907/2006 (REACH)
 RG: 1935/2004
 DI: 2002/95/EC (RoHS), 2011/65/EC
 DI: 2007/10/EC (phthalates)

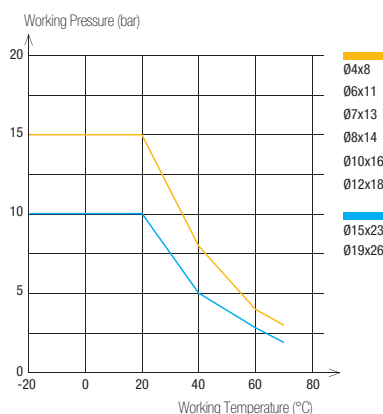
Industrial PVC

DI: 97/23/CE (PED)
 RG: 1907/2006 (REACH)
 DI: 2002/95/EC (RoHS), 2011/65/EC

Reliable performance is dependent upon the type of fluid conveyed and fittings being used.

Hose Performance

Food-Grade PVC



| Hose Type | Hose I.D. | Hose I.D. Tolerance |
|----------------|-------------|---------------------|
| Food-Grade PVC | 4 to 6 mm | +0.5 / -0.5 |
| | 7 to 12 mm | +0.6 / -0.6 |
| | 15 to 19 mm | +0.8 / -0.8 |
| Industrial PVC | 6.3 mm | +0.3 / -0.3 |
| | 9 mm | +0.5 / -0.5 |
| | 12.7 mm | +0.6 / -0.6 |

Packaging



Reel: 25 m, 50 m
 (with protective plastic bag)

To calculate burst pressure, the values in these graphs should be multiplied by 3.
 The performances of the industrial PVC grade are available upon request.

1025V

Food-Grade Braided PVC Hose



Reel 25 m

| Ø ext. (mm) | Ø int. (mm) |  |  clear | kg |
|----------------|----------------|---|--|-------|
| 8 | 4 | 10 | 1025V08 00 04 | 1.260 |
| 11 | 6 | 12 | 1025V11 00 06 | 2.253 |
| 13 | 7 | 14 | 1025V13 00 07 | 3.182 |
| 14 | 8 | 16 | 1025V14 00 08 | 3.434 |
| 16 | 10 | 25 | 1025V16 00 10 | 3.800 |
| 18 | 12 | 30 | 1025V18 00 12 | 4.423 |
| 23 | 15 | 40 | 1025V23 00 15 | 7.300 |
| 26 | 19 | 60 | 1025V26 00 19 | 7.300 |

1050V

Food-Grade Braided PVC Hose



Reel 50 m

| Ø ext. (mm) | Ø int. (mm) |  |  clear | kg |
|----------------|----------------|---|--|--------|
| 8 | 4 | 10 | 1050V08 00 04 | 2.690 |
| 11 | 6 | 12 | 1050V11 00 06 | 4.200 |
| 13 | 7 | 14 | 1050V13 00 07 | 5.966 |
| 14 | 8 | 16 | 1050V14 00 08 | 6.058 |
| 16 | 10 | 25 | 1050V16 00 10 | 6.400 |
| 18 | 12 | 30 | 1050V18 00 12 | 8.250 |
| 23 | 15 | 40 | 1050V23 00 15 | 14.600 |
| 26 | 19 | 60 | 1050V26 00 19 | 14.600 |

1025V..C

Industrial-Grade Braided PVC Hose



Reel 25 m

| Ø ext. (mm) | Ø int. (mm) |  |  | kg |
|----------------|----------------|---|---|-------|
| 11 | 6.3 | 45 | 1025V11C04 06 | 2.175 |
| 14 | 9 | 63 | 1025V14C04 09 | 3.250 |
| 19 | 12.7 | 89 | 1025V19C04 13 | 4.975 |

1050V..C

Industrial-Grade Braided PVC Hose

Reel 50 m

| Ø ext. (mm) | Ø int. (mm) |  |  | kg |
|----------------|----------------|---|---|-------|
| 11 | 6.3 | 45 | 1050V11C04 06 | 4.350 |
| 14 | 9 | 63 | 1050V14C04 09 | 6.500 |
| 19 | 12.7 | 89 | 1050V19C04 13 | 9.950 |

Related Products

PVC tubing is designed for use with Parker Legris barb connectors and couplers.

Couplers
C 9000 P. 8-7

Metal P. 8-18

Barb Connectors
0191 P. 9-16

0123 P. 9-10


Self-Fastening NBR Hose

Parker Legris self-fastening hose is designed according to **CNOMO E07.21.115N***. This range of hose should be used with Legris barb connectors and provides both the **reliability** of self-fastening technology and **simplicity of installation**.

Product Advantages

Exceptional Endurance | Unsurpassed resistance to repetitive flexing
Protection against spark and flame
Abrasion and crush-resistant
UV-resistant

Ideal for In-Plant Automotive | Excellent ozone resistance
Perfect for cooling systems
Maximum flow with no pressure drop
4 colours for immediate circuit identification
Silicone-free

Ready-To-Use | No lubrication, additive (grease, oil, ...etc), or preparation time required
To connect: push the hose fully home against the fitting shoulder
To disassemble: cut the hose on the barbed side of the fitting



In-Plant Automotive
Cooling
Welding Robots
Pneumatics
Industrial Machinery

Applications

Technical Characteristics

| | |
|----------------------------|--|
| Compatible Fluids | Coolants, compressed air |
| Working Pressure | 0 to 16 bar |
| Working Temperature | -20°C to +100°C |
| Component Materials | Nitrile butadiene rubber & textile braid |

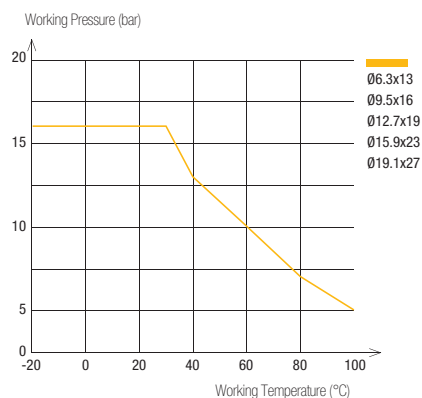
Reliable performance is dependent upon the type of fluid conveyed and fittings being used.

Regulations

NFT 46-019-1
NFT 47 252
RG: 1907/2006 (REACH)
DI: 2002/95/EC (RoHS), 2011/65/EC
CNOMO: E07.21.115N

***CAUTION:** CNOMO certification is valid exclusively for red and green hose, only when connected to Legris' CNOMO-certified barb connectors 0132, 0133 and 0134.

Performance of Self-Fastening NBR Hose



To calculate burst pressure, the values in this graph should be multiplied by 3.

| DN mm CNOMO | DN (standard) | Hose I.D. (mm) | Hose I.D. Tolerance (mm) |
|----------------|----------------------|-------------------------------|--------------------------------|
| 6 | 1/4" | 6.3 mm | +0.4 / -0.4 |
| 8 | 3/8" | 9.5 mm | +0.5 / -0.5 |
| 12 16 20 | 1/2" 5/8" 3/4" | 12.7 mm 15.9 mm 19.1 mm | +0.6 / -0.6 |

Use with water: maximum temperature 100°C
Use with air: maximum temperature 70°C






Packaging

Drum: 40 m, 80 m, 100 m

1040H

Braided Self-Fastening NBR Hose

Drum 40 m






| DN | Ø ext. (mm) | Ø int. (mm) |  |  |  |  |  | kg |
|-----|-------------|-------------|---|---|---|--|---|--------|
| 1/4 | 13 | 6.3 | 60 | 1040H56 01 | 1040H56 02 | 1040H56 03 | 1040H56 04 | 7.000 |
| 3/8 | 16 | 9.5 | 70 | 1040H60 01 | 1040H60 02 | 1040H60 03 | 1040H60 04 | 8.600 |
| 1/2 | 19 | 12.7 | 120 | 1040H62 01 | 1040H62 02 | 1040H62 03 | 1040H62 04 | 9.450 |
| 5/8 | 23 | 15.9 | 140 | 1040H66 01 | 1040H66 02 | 1040H66 03 | 1040H66 04 | 13.000 |
| 3/4 | 27 | 19.1 | 170 | 1040H69 01 | 1040H69 02 | 1040H69 03 | 1040H69 04 | 16.500 |

Also available in 20 m length upon request

1080H

Braided Self-Fastening NBR Hose

Drum 80 m






| DN | Ø ext. (mm) | Ø int. (mm) |  |  |  |  |  | kg |
|-----|-------------|-------------|---|---|---|--|---|--------|
| 5/8 | 23 | 15.9 | 140 | 1080H66 01 | 1080H66 02 | 1080H66 03 | 1080H66 04 | 26.160 |
| 3/4 | 27 | 19.1 | 170 | 1080H69 01 | 1080H69 02 | 1080H69 03 | 1080H69 04 | 33.160 |

Also available in 20 m length upon request

1100H

Braided Self-Fastening NBR Hose

Drum 100 m

| DN | Ø ext. (mm) | Ø int. (mm) |  |  |  |  |  | kg |
|-----|-------------|-------------|---|---|---|--|---|--------|
| 1/4 | 13 | 6.3 | 60 | 1100H56 01 | 1100H56 02 | 1100H56 03 | 1100H56 04 | 14.660 |
| 3/8 | 16 | 9.5 | 70 | 1100H60 01 | 1100H60 02 | 1100H60 03 | 1100H60 04 | 20.600 |
| 1/2 | 19 | 12.7 | 120 | 1100H62 01 | 1100H62 02 | 1100H62 03 | 1100H62 04 | 23.000 |

Also available in 20 m length upon request

Related Products

Self-fastening hose is designed for use with Parker Legris brass barb connectors (CNOMO-certified).

Barb Connectors

0132

P. 5-25



0133 .. 39

P. 5-25



0134

P. 5-25



Installation Tool

Tool Part Number:
0650 00 00 05

This automatic installation tool reduces the effort required to connect self-fastening hose onto a barb connector.



Tube Cutting and Positioning

Cut the tube at a right angle and position the barb connector on the mounting tool.


Barb connector support



Press-Fitting the Tube

Activate the press-fit tool; connection is complete when the tube is fully home on the barb connector. This tool has been designed for use with 5 different diameters and is easy to operate.

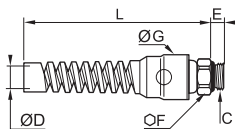
Barb connector support






Accessories

0694 Push-In Fitting with Protection Spring, Male BSPP Thread

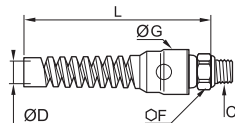
Nickel-plated brass, NBR






| ØD | C | | E | F | G | L | kg |
|----|------|--|-----|----|------|-------|-------|
| 8 | G1/4 |  0694 08 13 | 6.5 | 16 | 24 | 104.5 | 0.067 |
| 10 | G1/4 |  0694 10 13 | 6.5 | 18 | 24 | 106.5 | 0.062 |
| 12 | G3/8 |  0694 12 17 | 7.5 | 20 | 29.5 | 126 | 0.080 |

0695 Push-In Fitting with Protection Spring, Male BSPT Thread

Nickel-plated brass, NBR



| ØD | C | | F | G | L | kg |
|----|------|--|----|------|-------|-------|
| 8 | R1/4 |  0695 08 13 | 14 | 24 | 104.5 | 0.055 |
| 10 | R1/4 |  0695 10 13 | 18 | 24 | 106.5 | 0.064 |
| 12 | R3/8 |  0695 12 17 | 20 | 29.5 | 126 | 0.090 |

3000 71 00 Tube Cutter

Technical polymer



| | H | L | kg |
|---|----|----|-------|
|  3000 71 00 | 25 | 79 | 0.029 |

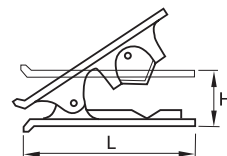
This tool is designed to give a clean cut at right angles to the tube axis for all resilient polymer tubing (polyamide, polyurethane, FEP, polyethylene, etc.) from 4 mm to 12 mm diameter inclusive.

Replacement blades: part number 3000 71 00 05

A spring maintains the cutter in the closed position.

3000 71 11 Tube Cutter

Treated steel



| | kg |
|--|-------|
|  3000 71 11 | 0.020 |

Replacement blades: part number 3000 71 11 05

6000 71 00 Stripping Tool for Anti-Spark Tubing

Technical polymer, stainless steel



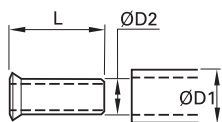
| | kg |
|--|-------|
|  6000 71 00 | 0.098 |

Working principle of the stripping tool page 3-17

Accessories

1827 Stainless Steel Tube Support for Fluoropolymer Tubing

Stainless steel 316L

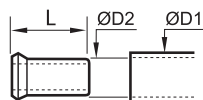


| ØD1 | ØD2 | | L | kg |
|-----|-----|----------------------------|------|-------|
| 6 | 4 | 1827 06 00 | 11.5 | 0.001 |
| 8 | 6 | 1827 08 00 | 14 | 0.001 |
| 10 | 8 | 1827 10 00 | 18 | 0.001 |
| 12 | 9 | 1827 12 09 | 18 | 0.001 |
| | 10 | 1827 12 00 | 18 | 0.001 |
| 16 | 14 | 1827 16 00 | 18 | 0.002 |

This tube support is necessary when using fluoropolymer tubing at all temperatures compatible with the fitting/tubing assembly.

0127 Brass Tube Support for Polymer Tubing

Brass

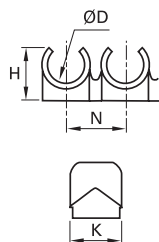


| ØD1 | ØD2 | | L | kg |
|-----|-----|----------------------------|------|-------|
| 4 | 2 | 0127 04 00 | 11 | 0.001 |
| | 2.7 | 0127 04 27 | 11 | 0.001 |
| 5 | 3 | 0127 05 03 | 11 | 0.001 |
| | 3.3 | 0127 05 00 | 11.5 | 0.009 |
| 6 | 4 | 0127 06 00 | 11.5 | 0.001 |
| 8 | 5.5 | 0127 08 55 | 14 | 0.001 |
| | 6 | 0127 08 00 | 14 | 0.001 |
| 10 | 7 | 0127 10 07 | 18 | 0.001 |
| | 7.5 | 0127 10 75 | 18 | 0.001 |
| 12 | 8 | 0127 10 00 | 18 | 0.002 |
| | 8 | 0127 12 08 | 18 | 0.002 |
| | 9 | 0127 12 09 | 18 | 0.002 |
| 14 | 10 | 0127 12 00 | 18 | 0.001 |
| | 11 | 0127 14 11 | 18 | 0.002 |
| 15 | 12 | 0127 14 00 | 18 | 0.002 |
| 16 | 12 | 0127 15 12 | 18 | 0.002 |
| 18 | 13 | 0127 16 13 | 18 | 0.003 |
| 20 | 14 | 0127 18 14 | 19.5 | 0.003 |
| 22 | 15 | 0127 20 15 | 20.5 | 0.003 |
| 25 | 16 | 0127 22 16 | 21 | 0.004 |
| | 19 | 0127 25 19 | 25 | 0.007 |

This tube support guarantees good gripping, at high temperatures and pressures, by preventing collapsing of the tube.

CLIP Clip Strip for Tubes and Fittings

Technical polymer

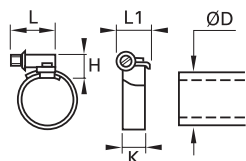


| ØD | | Number of Outlets | H | K | N | kg |
|----|----------------------------|-------------------|------|------|------|-------|
| 4 | CLIP 04 00 | 8 | 9 | 13.5 | 10.5 | 0.007 |
| 6 | CLIP 06 00 | 8 | 10.5 | 13 | 10.5 | 0.008 |
| 8 | CLIP 08 00 | 7 | 12.5 | 10.5 | 12 | 0.007 |
| 10 | CLIP 10 00 | 6 | 14 | 12 | 15 | 0.005 |
| 12 | CLIP 12 00 | 5 | 16.5 | 14 | 16.5 | 0.009 |
| 14 | CLIP 14 00 | 4 | 18 | 16 | 20.5 | 0.009 |

Delivered in boxes of 10 strips of the same diameter (complete with self-tapping screws of 95 mm length) These clips can be used with metric or inch tubing.

0697 Clip for Braided Tubing

Treated steel



| ØD | | H | K | L | L1 | kg |
|-------|----------------------------|----|---|----|----|-------|
| 6-11 | 0697 00 01 | 7 | 5 | 12 | 7 | 0.004 |
| 10-16 | 0697 00 02 | 12 | 9 | 21 | 13 | 0.012 |
| 12-22 | 0697 00 03 | 12 | 9 | 21 | 13 | 0.014 |
| 16-27 | 0697 00 04 | 12 | 9 | 24 | 13 | 0.015 |
| 20-32 | 0697 00 05 | 12 | 9 | 24 | 13 | 0.016 |

Chemical Compatibility Chart

| | | | |
|--------------|---|-----------------|---|
| Recommended | 1 | Not Recommended | 3 |
| Satisfactory | 2 | Not Available | - |

| Substances | PA | PU Ether | PU Ester | Low Density PE | Advanced PE | FEP/PFA |
|--|----------|---------------|---------------|------------------|--------------------|---------|
| Acetaldehyde | 1 | - | - | 3 | - | 1 |
| Acetone | 1 | 3 | 1 | 3 | - | 1 |
| Acid, chromic up to 10% | - | 3 | 3 | 1 (50%) | - | 1 |
| Acid, citric | 3 | - | - | 1 | 1 up to 60°C | 1 |
| Acid, formic up to 10% | - | 2 | 3 | 1 | 1 at 25% at 20°C | 1 |
| Acid, hydrochloric up to 10% | 1 | 1 | 3 | 1 | 1 at 20°C | 1 |
| Acid, phosphoric up to 50% | 3 | 2 | 3 | 1 | 2 at 20°C | 1 |
| Acid, sulphuric up to 10% | 3 | 1 | 3 | 1 | 1 | 1 |
| Acid, acetic | 2 at 10% | 1 | 3 | 1 (50%) | 1 (50 %) | 1 |
| Acid, nitric | 3 | 3 | 3 | 1 (40%); 3(>40%) | - | 1 |
| Ammonia and gaseous | 1 | 1 | 3 | 2 | 1 | 1 |
| Ammonium chloride up to 10% | - | 1 | 1 | 1 | 1 | 1 |
| Benzene | 1 | 3 | 3 | 3 | 3 | 1 |
| Bromine | 3 | - | - | 3 | 3 | 1 |
| Butane | 1 | 1 | 1 | 1 (20°C) | 1 | 1 |
| Butyl acetate | 1 | 3 | 2 | - | - | 1 |
| Butylic and butyl alcohol | - | - | - | 1 (20°C) | 1 | 1 |
| Calcium choride | - | 1 (10% & 40%) | 2 (10% & 40%) | 1 | 1 | 1 |
| Carbon tetrachloride (sodium hypochlorite) | 2 | 3 | 2 | 1 (30%) | 3 | 1 |
| Chloroform | 3 | 3 | 3 | 3 | - | 1 |
| Compressed air | 1 | 1 | 1 | 1 | 1 | 1 |
| Cyclohexanone | 1 | 3 | 3 | 3 | - | 1 |
| Ethanol | 1 | 2 | 2 | 3 | - | 1 |
| Ethyl acetate | 1 | 2 | 2 | 2 (20°C) | 2 (23°C); 3 (85°C) | 1 |
| Ethyl alcohol | - | - | - | 3 | 1 (23°C); 3 (85°C) | 1 |
| Ethylene oxide | 1 | - | - | - | - | 1 |
| Formalin (formaldehyde) | 2 | - | - | 1 (40%) | - | 1 |
| Freon 12-22 | 1 | 2 | 2 | - | - | 1 |
| Glucose | 1 | - | - | - | 1 | 1 |
| Glycol (without H ₂ O) | - | 1 | 1 | - | - | 1 |
| Hydrogen | 1 | - | - | 1 | 1 | 1 |
| Hydrogen peroxide (perydrol) | 3 | 2 | 2 | 1 (10%) | 1 | 1 |
| Kerosene | 1 | 1 | 1 | - | 3 | 1 |
| Magnesium chloride (up to 30%) | 1 | 1 | 2 | 1 | 1 | 1 |
| Methane | 1 | 1 | 1 | - | - | 1 |
| Methanol | 1 | 2 | 3 | - | - | 1 |
| Methyl acetate | - | 2 | 2 | - | - | 1 |
| Methyl alcohol (pure) | - | - | - | - | 2 | 1 |

Chemical Compatibility Chart

| Substances | PA | PU Ether | PU Ester | Low Density PE | Advanced PE | FEP/PFA |
|--------------------------------------|---------|----------|----------|----------------|-------------|---------|
| Methyl chloride | 2 | 3 | 2 | - | - | 1 |
| Methyl ethyl ketone | 1 | 3 | 3 | 3 | - | 1 |
| Oils (paraffin) | - | 1 | 1 | - | - | 1 |
| Oils, engine (diesel) | 1 | 2 | 1 | - | - | 1 |
| Oxygen | 1 | - | 1 | 1 (20°C) | - | 1 |
| Ozone | 3 | 2 or 1 | 1 | 3 | 3 | 1 |
| Perchlorate ethylene | 1 | 3 | 3 | - | - | 1 |
| Petrol, with up to 40% aromatics | 1 | - | 2 | - | - | 1 |
| Petrol, with more than 40% aromatics | 1 | - | 3 | - | - | 1 |
| Phenols | 3 | - | 3 | 3 | - | 1 |
| Potash | - | - | 3 | 1 | - | 1 |
| Potassium chloride up to 40% | 1 | 1 | 2 | 1 | - | 1 |
| Potassium hydroxide | 1 (50%) | 1 (3n) | 2 | 1 | 1 | 1 |
| Potassium manganate 5% | - | 3 | 2 | - | - | 1 |
| Potassium sulphate | 1 | - | - | 1 | 1 | 1 |
| Propane | 1 | 1 | 1 | - | - | 1 |
| Sodium carbonate | 1 | - | - | 1 | 1 | 1 |
| Sodium chloride | 1 (50%) | 1 | 2 | 1 | - | 1 |
| Sodium hydroxide (caustic soda) | 1 (60%) | - | - | 1 | 1 | 1 |
| Sodium hypochlorite (bleach) | 1 | 2 | 3 | 1 (30%) | - | 1 |
| Tetrachloroethylene | 1 | 2 | 2 | - | - | 1 |
| Toluene | 1 | 2 | 2 | 3 | 3 | 1 |
| Tributylphosphate | 1 | - | - | - | - | 1 |
| Trichlorethylene | 1 | 3 | 3 | 3 | - | 1 |
| Water (distilled, deionised) | - | 1 | 1 | - | - | 1 |
| Water (drinking, food) | - | - | - | - | 1 | 1 |
| Water (industrial) | 1 | - | - | - | 1 | 1 |
| Water (sea) | - | - | - | - | - | 1 |
| Xylem | - | 2 | 2 | - | - | 1 |
| Zinc chloride | 1 (10%) | - | - | 1 | - | 1 |

For other fluids, concentrations or special implementation, please contact us.